



**GENERAL ELECTION
CANDIDATE PACKET**

Saturday, May 4, 2024

FILING POSITIONS

MAYOR

COUNCIL MEMBER, PLACE 1

COUNCIL MEMBER, PLACE 3



Table of Contents

1. Letter from the City Secretary
2. 2024 Important Dates for the General Elections
3. Notice of Deadline to File Applications
4. Application for a Place on the Ballot: General
5. Appointment of Campaign Treasurer (Form CTA) with Instruction Guide
6. Amendment: Appointment of a Campaign Treasurer (Form ACTA) with Instruction Guide
7. Candidate Campaign Finance Report (Form C/OH) with Instruction Guide
8. Candidate Report of Unexpected Contributions (Form C/OH-UC) with Instruction Guide
9. Texas Ethics Commission, Chapter 258, Election Code, Fair Campaign Practices
10. Code of Fair Campaign Practices (Form CFCP)
11. Texas Conflict of Interest Laws Made Easy
12. Conflict of Interest Questionnaire (Form CIQ) and Conflicts of Disclosure Statement (Form CIS)
13. Certificate of Withdrawal (Form 608) with Instructions

Rick Moffatt, Council Place 1
Holly McClaren, Council Place 2
Alex Jones, Mayor Pro Tem, Council Place 3
Heather Smoot, Council Place 4
Frances Planchard, Council Place 5

Heather Neeley, City Manager
Brandon Morris, City Attorney
Elizabeth Harrell, City Secretary



Paul Bond, Mayor

January 17, 2024

Dear Candidate,

Thank you for your interest in serving the citizen of the City of Oak Ridge North by becoming a candidate for a position on City Council. This year's General Election will be held on May 4, 2024 to elect persons for the offices of Mayor and Council Places 1, and 3. The term of office for the three General Election positions is two years, from May 2024 to May 2026.

Your candidacy entails the obligation to comply with certain applicable state statutes and local ordinances. In an effort to assist you, I have prepared this Candidate Packet, with the necessary forms and pertinent instructions. I urge you to carefully read this letter and the enclosed material prior to filing the specific forms. The first day of filing for a place on the ballot is Wednesday, January 17, 2024, and must be filed in my office **no later than 5:00 p.m., Friday, February 16, 2024. There is no filing fee.**

All candidates for office in the City of Oak Ridge North must meet the following qualifications to serve on the City Council: must be a United States citizen; must be a registered voter; must reside in the City on Election Day; must be 18 years of age or older on the first day of the term to be filled at the election; must not have been convicted of a felony; must have not any financial interest in any contract with the City or the sale of any equipment, materials or other articles to the City; must not hold any other public office except that of Notary Public, member of the National Guard, any military reserve or retired member of the armed services; must not have been declared mentally incompetent by the final judgment of a court; must abide by the nepotism law (Chapter 573, Texas Government Code).

Forms and information for the 2024 City of Oak Ridge North General Elections are enclosed and can be found at www.oakridgenorth.com. For general questions regarding elections, please contact the Secretary of State at 1-800-252-8683, or online at www.sos.state.tx.us. For questions concerning campaign contributions, expenditures and reporting, please contact the Texas Ethics Commission at 512-463-5800, or online at www.ethics.state.tx.us. To order voter lists, please contact the Montgomery County Voter Registrar's Office at 936-539-7843.

The City appreciates your interest in municipal government and hopes this will be an exciting and positive experience for you and your supporters. Please feel free to contact me if I can be of assistance at charrell@oakridgenorth.com or 832-381-3303.

Best regards,

A handwritten signature in blue ink, appearing to read "E Harrell", is written over a light blue horizontal line.

Elizabeth Harrell
City Secretary



2024 Important Dates for the General Elections

**Wednesday,
January 17, 2024**

First day for filing an application for a place on the ballot. At this time, the appointment of a Campaign Treasurer and your application for a place on the ballot may be turned in.

**Friday, February
16, 2024**

Last day for filing an application for a place on the ballot and to file the appointment of a Campaign Treasurer. These items must be turned in to the City Secretary by 5:00 p.m.

**Thursday, April
4, 2024**

Due date for filing the first report of campaign contributions and expenditures by opposed candidates with the City Secretary by 5:00 p.m.

**Monday,
April 22, 2024**

First day for early voting by personal appearance.

**Friday,
April 26, 2024**

Due date for filing the second report of campaign contributions and expenditures with the City Secretary by 5:00 p.m., or midnight if filed electronically.

**Tuesday,
April 30, 2024**

Last day for early voting by personal appearance.

**Saturday,
May 4, 2024**

Election Day (Polls open from 7:00 a.m. to 7:00 p.m.)

NOTICE OF DEADLINE TO FILE AN APPLICATION FOR PLACE ON THE BALLOT CITIES, SCHOOL DISTRICTS AND OTHER POLITICAL SUBDIVISIONS

AVISO DE FECHA LÍMITE PARA PRESENTAR UNA SOLICITUD PARA UN LUGAR EN LA BOLETA PARA CIUDADES, DISTRITOS ESCOLARES Y OTRAS SUBDIVISIONES POLÍTICAS

Notice is hereby given that an application for a place on the _____
(name of political subdivision)

General / Special Election ballot may be filed as indicated below:
(Circle one)

(Se da aviso por la presente que una solicitud para un lugar en la boleta de la Elección

General / Especial de _____ puede ser presentada como se indica
(circule uno) (nombre de la subdivisión política)

a continuación:)

Filing Dates and Times: (Fechas y Horario para Entregar Solicitudes:)	
Start Date: _____ (Fecha Inicio)	End Date: _____ (Fecha Límite)
Office Hours: _____ (Horario de la Oficina)	

Physical address for filing an application in person for place on the ballot:
(Dirección física para presentar una solicitud en persona para un lugar en la boleta)

Address to mail an application for place on the ballot (if filing by mail):
(Dirección a donde enviar una solicitud para un lugar en la boleta (en caso de presentar por correo))

Email and Fax Number to send an application for place on the ballot: If a filing fee is submitted, the application may not be faxed or emailed.
(Dirección de correo electrónico o número de fax para enviar una solicitud para un lugar en la boleta: Si un pago de inscripción es presentada, la solicitud no puede ser enviada por correo electrónico o fax.)

Printed Name of Filing Officer or Designee
(Nombre en letra de molde del Oficial de Archivos
o Persona Designada)



Signature of Filing Officer or Designee
(Firma del Oficial de Archivos o Persona Designada)

_____/_____/_____
Date Posted
(Fecha archivada)

APPLICATION FOR A PLACE ON THE BALLOT FOR A GENERAL ELECTION FOR A CITY, SCHOOL DISTRICT OR OTHER POLITICAL SUBDIVISION

ALL INFORMATION IS REQUIRED TO BE PROVIDED UNLESS INDICATED AS OPTIONAL¹ Failure to provide required information may result in rejection of application.

APPLICATION FOR A PLACE ON THE _____ GENERAL ELECTION BALLOT					
TO: City Secretary/Secretary of Board _____ (name of election)					
I request that my name be placed on the above-named official ballot as a candidate for the office indicated below.					
OFFICE SOUGHT (Include any place number or other distinguishing number, if any.)				INDICATE TERM <input type="checkbox"/> FULL <input type="checkbox"/> UNEXPIRED	
FULL NAME (First, Middle, Last)			PRINT NAME AS YOU WANT IT TO APPEAR ON THE BALLOT*		
PERMANENT RESIDENCE ADDRESS (Do not include a P.O. Box or Rural Route. If you do not have a residence address, describe location of residence.)			PUBLIC MAILING ADDRESS (Optional) (Address for which you receive campaign related correspondence, if available.)		
CITY	STATE	ZIP	CITY	STATE	ZIP
PUBLIC EMAIL ADDRESS (Optional) (Address for which you receive campaign related emails, if available.)		OCCUPATION (Do not leave blank)	DATE OF BIRTH / /	VOTER REGISTRATION VOID NUMBER² (Optional)	
TELEPHONE CONTACT INFORMATION (Optional) Home: _____ Office: _____ Cell: _____					
FELONY CONVICTION STATUS (You MUST check one)			LENGTH OF CONTINUOUS RESIDENCE AS OF DATE THIS APPLICATION WAS SWORN		
<input type="checkbox"/> I have not been finally convicted of a felony. <input type="checkbox"/> I have been finally convicted of a felony, but I have been pardoned or otherwise released from the resulting disabilities of that felony conviction and I have provided proof of this fact with the submission of this application. ³			IN THE STATE OF TEXAS _____ year(s) _____ month(s)		IN TERRITORY/DISTRICT/PRECINCT FROM WHICH THE OFFICE SOUGHT IS ELECTED _____ year(s) _____ month(s)
*If using a nickname as part of your name to appear on the ballot, you are also signing and swearing to the following statements: I further swear that my nickname does not constitute a slogan or contain a title, nor does it indicate a political, economic, social, or religious view or affiliation. I have been commonly known by this nickname for at least three years prior to this election. Please review sections 52.031, 52.032 and 52.033 of the Texas Election Code regarding the rules for how names may be listed on the official ballot.					
Before me, the undersigned authority, on this day personally appeared (name of candidate) _____, who being by me here and now duly sworn, upon oath says: "I, (name of candidate) _____, of _____ County, Texas, being a candidate for the office of _____, swear that I will support and defend the Constitution and laws of the United States and of the State of Texas. I am a citizen of the United States eligible to hold such office under the constitution and laws of this state. I have not been determined by a final judgment of a court exercising probate jurisdiction to be totally mentally incapacitated or partially mentally incapacitated without the right to vote. I am aware of the nepotism law, Chapter 573, Government Code. I am aware that I must disclose any prior felony conviction, and if so convicted, must provide proof that I have been pardoned or otherwise released from the resulting disabilities of any such final felony conviction. I am aware that knowingly providing false information on the application regarding my possible felony conviction status constitutes a Class B misdemeanor. I further swear that the foregoing statements included in my application are in all things true and correct."					
X _____					
SIGNATURE OF CANDIDATE					
Sworn to and subscribed before me this the _____ day of _____, _____, by _____ (name of candidate)					
Signature of Officer Authorized to Administer Oath ⁴			Printed Name of Officer Authorized to Administer Oath		
Title of Officer Authorized to Administer Oath			Notarial or Official Seal		
TO BE COMPLETED BY FILING OFFICER: THIS APPLICATION IS ACCOMPANIED BY THE REQUIRED FILING FEE (If Applicable) PAID BY:					
<input type="checkbox"/> CASH <input type="checkbox"/> CHECK <input type="checkbox"/> MONEY ORDER <input type="checkbox"/> CASHIERS CHECK OR <input type="checkbox"/> PETITION IN LIEU OF A FILING FEE.					
This document and \$_____ filing fee or a nominating petition of _____ pages received. <input type="checkbox"/> Voter Registration Status Verified					
_____/_____/_____ (Date Received)		_____/_____/_____ (Date Accepted)		_____ Signature of Filing Officer or Designee	

(See Section 1.007)

INSTRUCTIONS

An application for a place on the general election for a city, school district or other political subdivision, may not be filed earlier than 30 days before the deadline prescribed by this code for filing the application. An application filed before that day is void. All fields of the application **must** be completed unless specifically marked optional.

For an election to be held on a uniform election date, the day of the filing deadline is the 78th day before Election Day.

If you have questions about the application, please contact the Secretary of State's Elections Division at 800-252-8683.

NEPOTISM LAW

The candidate must sign this statement indicating his awareness of the nepotism law. When a candidate signs the application, it is an acknowledgment that the candidate is aware of the nepotism law. The nepotism prohibitions of chapter 573, Government Code, are summarized below:

No officer may appoint, or vote for or confirm the appointment or employment of any person related within the second degree by affinity (marriage) or the third degree by consanguinity (blood) to the officer, or to any other member of the governing body or court on which the officer serves when the compensation of that person is to be paid out of public funds or fees of office. However, nothing in the law prevents the appointment, voting for, or confirmation of anyone who has been continuously employed in the office or employment for the following period prior to the election or appointment of the officer or member related to the employee in the prohibited degree: six months, if the officer or member is elected at an election other than the general election for state and county officers.

No candidate may take action to influence an employee of the office to which the candidate is seeking election or an employee or officer of the governmental body to which the candidate is seeking election regarding the appointment or employment of a person related to the candidate in a prohibited degree as noted above. This prohibition does not apply to a candidate's actions with respect to a bona fide class or category of employees or prospective employees.

FOOTNOTES

¹An application for a place on the ballot, including any accompanying petition, is public information immediately on its filing. (Section 141.035, Texas Election Code)

²Inclusion of a candidate's VUID is optional. However, many candidates are required to be registered voters in the territory from which the office is elected at the time of the filing deadline. Please visit the Elections Division of the Secretary of State's website for additional information. <http://www.sos.state.tx.us/elections/laws/hb484-faq.shtml>

³Proof of release from the resulting disabilities of a felony conviction would include proof of judicial clemency under Texas Code of Criminal Procedure 42A.701, proof of executive pardon under Texas Code of Criminal Procedure 48.01, or proof of a restoration of rights under Texas Code of Criminal Procedure 48.05. (Texas Attorney General Opinion KP-0251)

One of the following documents must be submitted with this application.

Judicial Clemency under Texas Code of Criminal Procedure 42A.701

Executive Pardon under Texas Code of Criminal Procedure 48.01

Restoration of Rights under Texas Code of Criminal Procedure 48.05

⁴All oaths, affidavits, or affirmations made within this State may be administered and a certificate of the fact given by a judge, clerk, or commissioner of any court of record, a notary public, a justice of the peace, city secretary (for a city office), and the Secretary of State of Texas. See Chapter 602 of the Texas Government Code for the complete list of persons authorized to administer oaths.

**SOLICITUD DE INSCRIPCIÓN PARA UN LUGAR EN LA BOLETA DE UNA ELECCIÓN GENERAL
 PARA UNA CIUDAD, DISTRITO ESCOLAR U OTRA SUBDIVISIÓN POLÍTICA**

TODA LA INFORMACIÓN ES REQUERIDA A MENOS QUE SE INDIQUE COMO OPCIONAL¹ El hecho de no proporcionar la información requerida puede resultar en el rechazo de la solicitud.

SOLICITUD DE INSCRIPCIÓN PARA UN LUGAR EN LA BOLETA DE UNA ELECCIÓN GENERAL DE _____					
Para: Secretario(a) de la Ciudad/ Secretario(a) del Consejo			(nombre de la elección)		
Solicito que mi nombre se incluya en la boleta oficial mencionada anteriormente como candidato(a) al cargo indicado a continuación.					
CARGO SOLICITADO (Incluya cualquier número de cargo u otro número distintivo, si lo hay.)			INDIQUE TÉRMINO <input type="checkbox"/> TÉRMINO COMPLETO <input type="checkbox"/> TÉRMINO INCOMPLETO		
NOMBRE COMPLETO (Primer Nombre, Segundo Nombre, Apellido)			ESCRIBA SU NOMBRE COMO DESEA QUE APAREZCA EN LA BOLETA*		
DIRECCIÓN DE RESIDENCIA PERMANENTE (No incluya un apartado postal o una ruta rural. Si usted no tiene una dirección de residencia, describa la ubicación de la residencia.)			DIRECCIÓN DE CORREO PÚBLICO (Opcional) (Dirección en la que recibe la correspondencia relacionada con la campaña, si está disponible.)		
CIUDAD	ESTADO	CÓDIGO POSTAL	CIUDAD	ESTADO	CÓDIGO POSTAL
DIRECCIÓN DE CORREO ELECTRÓNICO PÚBLICO (Opcional) (Dirección donde recibe correo electrónico relacionado con la campaña, si está disponible.)		OCUPACIÓN (No deje este espacio en blanco)	FECHA DE NACIMIENTO / /	VOID – NÚMERO ÚNICO DE IDENTIFICACIÓN DE VOTANTE² (Opcional)	
INFORMACIÓN DE CONTACTO TELEFÓNICO (Opcional) Hogar: _____ Trabajo: _____ Celular: _____					
ESTADO DE CONDENA POR DELITO GRAVE (DEBE marcar una)			DURACIÓN DE RESIDENCIA CONTINUA A PARTIR DE LA FECHA EN QUE ESTA SOLICITUD FUE JURADA		
<input type="checkbox"/> No he sido finalmente condenado por un delito grave. <input type="checkbox"/> He sido finalmente condenado por un delito grave, pero he sido indultado o liberado de otro modo de las discapacidades resultantes de esa condena por delito grave y he proporcionado prueba de este hecho con la presentación de esta solicitud. ³			EN EL ESTADO DE TEXAS ____ año(s) ____ mes(es)		EN EL TERRITORIO/DISTRITO/PRECINTO DEL CUAL SE ELIGE EL CARGO BUSCADO ____ año(s) ____ mes(es)
*Si usa un apodo como parte de su nombre para aparecer en la boleta, también está firmando y jurando las siguientes declaraciones: Juro además que mi apodo no constituye un lema ni contiene un título, ni indica un punto de vista o afiliación política, económica, social o religiosa. He sido comúnmente conocido por este apodo durante al menos tres años antes de esta elección. Por favor, revise las secciones 52.031, 52.032 y 52.033 del Código Electoral de Texas con respecto a las reglas sobre cómo se pueden incluir los nombres en la boleta oficial.					
Ante mí, la autoridad abajo firmante, en este día apareció personalmente (nombre del candidato) _____, quien estando a mi lado aquí y ahora debidamente juramentado, bajo juramento dice: “Yo, (nombre del candidato) _____, del condado de _____, Texas, siendo candidato para el cargo de _____, juro que apoyaré y defenderé la Constitución y las leyes de los Estados Unidos y del Estado de Texas. Soy un ciudadano de los Estados Unidos elegible para ocupar dicho cargo según la Constitución y las leyes de este estado. No se me ha determinado por un fallo final de una corte que ejerce la jurisdicción testamentaria que esté totalmente incapacitado mentalmente o parcialmente incapacitado sin derecho a voto. Soy consciente de la ley de nepotismo según el Capítulo 573 del Código de Gobierno. Soy consciente de que debo divulgar cualquier condena previa de un delito grave y, si he sido condenado, debo proporcionar prueba de que he sido indultado o liberado de otro modo de las discapacidades resultantes de dicha condena final por delito grave. Soy consciente de que proporcionar a sabiendas información falsa en la solicitud con respecto a mi posible estado de condena por delito grave constituye un delito menor de Clase B. Juro además que las declaraciones anteriores incluidas en mi solicitud son, en todos los aspectos, verdaderas y correctas.”					
X _____ FIRMA DEL CANDIDATO					
Jurado y suscrito ante mí este día ____ de ____ del ____ por ____. (día) (mes) (año) (nombre de candidato)					
Firma del oficial autorizado para administrar el juramento ⁴			Nombre del oficial autorizado para administrar juramentos en letra de molde Notarial o sello oficial		
Título del oficial autorizado para administrar el juramento					
TO BE COMPLETED BY FILING OFFICER: THIS APPLICATION IS ACCOMPANIED BY THE REQUIRED FILING FEE (If Applicable) PAID BY: <input type="checkbox"/> CASH <input type="checkbox"/> CHECK <input type="checkbox"/> MONEY ORDER <input type="checkbox"/> CASHIERS CHECK OR <input type="checkbox"/> PETITION IN LIEU OF A FILING FEE. This document and \$_____ filing fee or a nominating petition of _____ pages received. <input type="checkbox"/> Voter Registration Status Verified					
____/____/____		____/____/____		(See Section 1.007) _____	
Date Received		Date Accepted		Signature of Filing Officer or Designee	

INSTRUCCIONES

Una solicitud para un lugar en la elección general para una ciudad, distrito escolar u otra subdivisión política, no puede ser presentada antes de los 30 días antes de la fecha límite prescrita por este código para presentar la solicitud. Una solicitud presentada antes de ese día es nula. Todos los campos de la solicitud **deben** completarse a menos que estén específicamente marcados como opcional.

Para una elección que se lleve a cabo en una fecha de elección uniforme, el día de la fecha límite de presentación es el 78º día antes del día de la elección.

Si tiene preguntas sobre la solicitud, por favor póngase en contacto con la División de Elecciones del Secretario de Estado llamando al 800-252-8683.

LEY DE NEPOTISMO

El candidato debe firmar esta declaración indicando su conocimiento de la ley del nepotismo. Cuando un candidato firma la solicitud, es un reconocimiento de que el candidato conoce la ley del nepotismo. Las prohibiciones de nepotismo del capítulo 573, Código de Gobierno, se resumen a continuación:

Ningún funcionario puede nombrar, votar o confirmar el nombramiento o empleo de cualquier persona emparentada dentro del segundo grado por afinidad (matrimonio) o del tercer grado por consanguinidad (sangre) con sí mismo, o con cualquier otro miembro del órgano de gobierno o corte en el que se desempeña cuando la compensación de esa persona debe pagarse con fondos públicos o honorarios del cargo. Sin embargo, nada en la ley impide el nombramiento, la votación o la confirmación de cualquier persona que haya estado empleada continuamente en la oficina o el empleo durante el período siguiente antes de la elección o el nombramiento del funcionario o miembro emparentado con el empleado en el grado prohibido: seis meses, si el funcionario o miembro es elegido en una elección que no sea la elección general para funcionarios estatales y del condado.

Ningún candidato puede tomar medidas para influir en un empleado del cargo al que aspira a ser elegido o en un empleado o funcionario del organismo gubernamental al que aspira a ser elegido en relación con el nombramiento o el empleo de una persona emparentada con el candidato en un grado prohibido, tal como se ha indicado anteriormente. Esta prohibición no se aplica a las acciones de un candidato con respecto a una clase o categoría de buena fe de empleados o empleados prospectos.

NOTAS

¹Una solicitud para un lugar en la boleta electoral, incluida cualquier petición que la acompañe, es información pública inmediatamente después de su presentación. (Sección 141.035, Código Electoral de Texas)

²La inclusión del número único de identificación de votante (VUID, por sus siglas en Inglés) es opcional. Sin embargo, a muchos candidatos se les exige que estén registrados como votantes en el territorio desde el cual se elige el cargo en el momento de la fecha límite de presentación. Por favor, visite el sitio web de la División de Elecciones de la Secretaría de Estado para obtener información adicional. <http://www.sos.state.tx.us/elections/laws/hb484-faq.shtml>

³La prueba de liberación de las discapacidades resultantes de una condena por un delito grave incluiría prueba de clemencia judicial según el Código de Procedimiento Penal de Texas 42A.701, prueba de indulto ejecutivo según el Código de Procedimiento Penal de Texas 48.01, o prueba de una restauración de derechos según el Código de Procedimiento Penal de Texas 48.05. (Opinión de Fiscal General de Texas KP-0251)

Se debe enviar uno de los siguientes documentos con esta solicitud:

Clemencia judicial según el Código de Procedimiento Penal de Texas 42A.701

Prueba de indulto ejecutivo según el Código de Procedimiento Penal de Texas 48.01


Prueba de una restauración de derechos según el Código de Procedimiento Penal de Texas 48.05

⁴Todos los juramentos, declaraciones juradas o afirmaciones hechas dentro de este estado pueden ser administrados y un certificado del hecho dado por un juez, secretario(a) o comisionado de cualquier corte de registro, un notario público, un juez de paz, secretario municipal (para una oficina de la ciudad) y el Secretario de Estado de Texas. Consulte el Capítulo 602 del Código del Gobierno de Texas para obtener la lista completa de personas autorizadas a administrar juramentos.

TEXAS ETHICS COMMISSION

APPOINTMENT OF A CAMPAIGN TREASURER BY A CANDIDATE

FORM CTA--INSTRUCTION GUIDE



Revised July 26, 2021

Texas Ethics Commission, P.O. Box 12070, Austin, Texas 78711

www.ethics.state.tx.us

(512) 463-5800 • TDD (800) 735-2989

Promoting Public Confidence in Government

FORM CTA—INSTRUCTION GUIDE

TABLE OF CONTENTS

GENERAL INSTRUCTIONS	1
DUTIES OF A CANDIDATE OR OFFICEHOLDER	1
QUALIFICATIONS OF CAMPAIGN TREASURER	1
DUTIES OF A CAMPAIGN TREASURER.....	1
REQUIREMENT TO FILE BEFORE BEGINNING A CAMPAIGN	1
WHERE TO FILE A CAMPAIGN TREASURER APPOINTMENT	2
FILING WITH A DIFFERENT AUTHORITY	3
FORMING A POLITICAL COMMITTEE.....	4
CHANGING A CAMPAIGN TREASURER.....	4
AMENDING A CAMPAIGN TREASURER APPOINTMENT	4
REPORTING REQUIREMENT FOR CERTAIN OFFICEHOLDERS	4
TERMINATING A CAMPAIGN TREASURER APPOINTMENT	4
FILING A FINAL REPORT	5
ELECTRONIC FILING.....	5
GUIDES	5
SPECIFIC INSTRUCTIONS	5
PAGE 1	5
PAGE 2	7

APPOINTMENT OF A CAMPAIGN TREASURER BY A CANDIDATE

GENERAL INSTRUCTIONS

These instructions are for the APPOINTMENT OF A CAMPAIGN TREASURER BY A CANDIDATE (Form CTA). Use Form CTA only for appointing your campaign treasurer. Use the AMENDMENT (Form ACTA) for changing information previously reported on Form CTA and for renewing your choice to report under the modified schedule. Note: Candidates for most judicial offices use Form JCTA to file a campaign treasurer appointment.

DUTIES OF A CANDIDATE OR OFFICEHOLDER

As a candidate or officeholder, you alone, not the campaign treasurer, are responsible for filing this form and all candidate/officeholder reports of contributions, expenditures, and loans. Failing to file a report on time or filing an incomplete report may subject you to criminal or civil penalties.

QUALIFICATIONS OF CAMPAIGN TREASURER

A person is ineligible for appointment as a campaign treasurer if the person is the campaign treasurer of a political committee that has outstanding filing obligations (including outstanding penalties). This prohibition does not apply if the committee in connection with which the ineligibility arose has not accepted more than \$5,000 in political contributions or made more than \$5,000 in political expenditures in any semiannual reporting period. A person who violates this prohibition is liable for a civil penalty not to exceed three times the amount of political contributions accepted or political expenditures made in violation of this provision. Note: A candidate may appoint himself or herself as his or her own campaign treasurer.

DUTIES OF A CAMPAIGN TREASURER

State law does not impose any obligations on a candidate's campaign treasurer.

REQUIREMENT TO FILE BEFORE BEGINNING A CAMPAIGN

If you plan to run for a public office in Texas (except for a federal office), you must file this form when you become a candidate even if you do not intend to accept campaign contributions or make campaign expenditures. A "candidate" is a person who knowingly and willingly takes affirmative action for the purpose of gaining nomination or election to public office or for the purpose of satisfying financial obligations incurred by the person in connection with the campaign for nomination or election. Examples of affirmative action include:

- (A) the filing of a campaign treasurer appointment, except that the filing does not constitute candidacy or an announcement of candidacy for purposes of the automatic resignation provisions of Article XVI, Section 65, or Article XI, Section 11, of the Texas Constitution;
- (B) the filing of an application for a place on the ballot;

- (C) the filing of an application for nomination by convention;
- (D) the filing of a declaration of intent to become an independent candidate or a declaration of write-in candidacy;
- (E) the making of a public announcement of a definite intent to run for public office in a particular election, regardless of whether the specific office is mentioned in the announcement;
- (F) before a public announcement of intent, the making of a statement of definite intent to run for public office and the soliciting of support by letter or other mode of communication;
- (G) the soliciting or accepting of a campaign contribution or the making of a campaign expenditure; and
- (H) the seeking of the nomination of an executive committee of a political party to fill a vacancy.

Additionally, the law provides that you must file this form before you may accept a campaign contribution or make or authorize a campaign expenditure, including an expenditure from your personal funds. A filing fee paid to a filing authority to qualify for a place on a ballot is a campaign expenditure that may not be made before filing a campaign treasurer appointment form with the proper filing authority.

If you are an officeholder, you may make officeholder expenditures and accept officeholder contributions without having a campaign treasurer appointment on file. If you do not have a campaign treasurer appointment on file and you wish to accept *campaign* contributions or make *campaign* expenditures in connection with your office or for a different office, you must file this form before doing so. In such a case, a sworn report of contributions, expenditures, and loans will be due no later than the 15th day after filing this form.

WHERE TO FILE A CAMPAIGN TREASURER APPOINTMENT

The appropriate filing authority depends on the office sought or held.

- a. Texas Ethics Commission.** The Texas Ethics Commission (Commission) is the appropriate filing authority for the Secretary of State and for candidates for or holders of the following offices:
 - Governor, Lieutenant Governor, Attorney General, Comptroller, Treasurer, Land Commissioner, Agriculture Commissioner, Railroad Commissioner.
 - State Senator or State Representative.
 - Supreme Court Justice, Court of Criminal Appeals Judge, and Court of Appeals Judge.*
 - State Board of Education.

- A multi-county district judge* or multi-county district attorney.
- A single-county district judge.*
- An office of a political subdivision other than a county if the political subdivision includes areas in more than one county and if the governing body of the political subdivision has not been formed.
- A chair of the state executive committee of a political party with a nominee on the ballot in the most recent gubernatorial election.
- A county chair of a political party with a nominee on the ballot in the most recent gubernatorial election if the county has a population of 350,000 or more.

* Judicial candidates use FORM JCTA to appoint a campaign treasurer.

b. County Clerk. The county clerk (or the county elections administrator or tax assessor, as applicable) is the appropriate local filing authority for a candidate for:

- A county office.
- A precinct office.
- A district office (except for multi-county district offices).
- An office of a political subdivision other than a county if the political subdivision is within the boundaries of a single county and if the governing body of the political subdivision has not been formed.

c. Local Filing Authority. If a candidate is seeking an office of a political subdivision other than a county, the appropriate filing authority is the *clerk or secretary of the governing body* of the political subdivision. If the political subdivision has no clerk or secretary, the appropriate filing authority is the governing body's presiding officer. Basically, any political subdivision that is authorized by the laws of this state to hold an election is considered a local filing authority. Examples are cities, school districts, and municipal utility districts.

FILING WITH A DIFFERENT AUTHORITY

If you have a campaign treasurer appointment on file with one authority, and you wish to accept campaign contributions or make or authorize campaign expenditures in connection with another office that would require filing with a different authority, you must file a new campaign treasurer appointment *and* a copy of your old campaign treasurer appointment (certified by the old authority) with the new filing authority before beginning your campaign. You should also provide written notice to the original filing authority that your future reports will be filed with another authority; use Form CTA-T for this purpose.

FORMING A POLITICAL COMMITTEE

As a candidate, you must file an APPOINTMENT OF A CAMPAIGN TREASURER BY A CANDIDATE (FORM CTA). You may also form a specific-purpose committee to support your candidacy. Remember that filing a campaign treasurer appointment for a political committee does not eliminate the requirement that a candidate file his or her own campaign treasurer appointment (FORM CTA) and the related reports.

NOTE: *See the Campaign Finance Guide for Political Committees for further information about specific-purpose committees.*

CHANGING A CAMPAIGN TREASURER

If you wish to change your campaign treasurer, simply file an amended campaign treasurer appointment (FORM ACTA). This will automatically terminate the outgoing campaign treasurer appointment.

AMENDING A CAMPAIGN TREASURER APPOINTMENT

If *any* of the information reported on the campaign treasurer appointment (FORM CTA) changes, file an AMENDMENT: APPOINTMENT OF A CAMPAIGN TREASURER BY A CANDIDATE (FORM ACTA) to report the change.

REPORTING REQUIREMENT FOR CERTAIN OFFICEHOLDERS

If you are an officeholder who appoints a campaign treasurer after a period of not having one, you must file a report of contributions, expenditures, and loans no later than the 15th day after your appointment is effective. This requirement is not applicable if you are a candidate or an officeholder who is merely changing campaign treasurers.

TERMINATING A CAMPAIGN TREASURER APPOINTMENT

You may terminate your campaign treasurer appointment at any time by:

- 1) filing a campaign treasurer appointment for a successor campaign treasurer, or
- 2) filing a final report.

Remember that you may not accept any campaign contributions or make or authorize any campaign expenditures without a campaign treasurer appointment on file. You may, however, accept officeholder contributions and make or authorize officeholder expenditures.

If your campaign treasurer quits, he or she must give written notice to both you and your filing authority. The termination will be effective on the date you receive the notice or on the date your filing authority receives the notice, whichever is later.

FILING A FINAL REPORT

For filing purposes, you are a “candidate” as long as you have an appointment of campaign treasurer on file. If you do not expect to accept any further campaign contributions or to make any further campaign expenditures, you may file a final report of contributions and expenditures. A final report terminates your appointment of campaign treasurer and relieves you of the obligation of filing further reports as a candidate. If you have surplus funds, or if you retain assets purchased with political funds, you will be required to file annual reports. (*See instructions for FORM C/OH - UC.*) If you are an officeholder at the time of filing a final report, you may be required to file semiannual reports of contributions, expenditures, and loans as an officeholder.

If you do not have an appointment of campaign treasurer on file, you may not accept *campaign* contributions or make *campaign* expenditures. A payment on a campaign debt is a campaign expenditure. An officeholder who does not have an appointment of campaign treasurer on file may accept *officeholder* contributions and make *officeholder* expenditures.

To file a final report, you must complete the CANDIDATE/OFFICEHOLDER CAMPAIGN FINANCE REPORT (FORM C/OH), check the “final” box on Page 1, Section 9, and complete and attach the DESIGNATION OF FINAL REPORT (FORM C/OH-FR).

ELECTRONIC FILING

All persons filing campaign finance reports with the Commission are required to file those reports electronically unless the person is entitled to claim an exemption. Please check the Commission’s website at <http://www.ethics.state.tx.us> for information about exemptions from the electronic filing requirements.

GUIDES

All candidates should review the applicable Commission’s campaign finance guide. Guides are available on the Commission’s website at <http://www.ethics.state.tx.us>.

SPECIFIC INSTRUCTIONS

Each numbered item in these instructions corresponds to the same numbered item on the form.

PAGE 1

- 1. TOTAL PAGES FILED:** After you have completed the form, enter the total number of pages of this form and any additional pages. A “page” is one side of a two-sided form. If you are not using a two-sided form, a “page” is a single sheet.
- 2. CANDIDATE NAME:** Enter your full name, including nicknames and suffixes (e.g., Sr., Jr., III), if applicable. Enter your name in the same way on Page 2, Section 11, of this form.
- 3. CANDIDATE MAILING ADDRESS:** Enter your complete mailing address, including zip code. This information will allow your filing authority to correspond with you. If this information changes, please notify your filing authority immediately.

4. **CANDIDATE PHONE:** Enter your phone number, including the area code and extension, if applicable.
5. **OFFICE HELD:** If you are an officeholder, please enter the office you currently hold. Include the district, precinct, or other designation for the office, if applicable.
6. **OFFICE SOUGHT:** If you are a candidate, please enter the office you seek, if known. Include the district, precinct, or other designation for the office, if applicable.
7. **CAMPAIGN TREASURER NAME:** Enter the full name of your campaign treasurer, including nicknames and suffixes (e.g., Sr., Jr., III), if applicable.
8. **CAMPAIGN TREASURER STREET ADDRESS:** Enter the complete street address of your campaign treasurer, including the zip code. You may enter either the treasurer's business or residential street address. If you are your own treasurer, you may enter either your business or residential street address. Please do not enter a P.O. Box.
9. **CAMPAIGN TREASURER PHONE:** Enter the phone number of your campaign treasurer, including the area code and extension, if applicable.
10. **CANDIDATE SIGNATURE:** Enter your signature after reading the summary. Your signature here indicates that you have read the following summary of the nepotism law; that you are aware of your responsibility to file timely reports; and that you are aware of the restrictions on contributions from corporations and labor organizations.
 - The Texas nepotism law (Government Code, chapter 573) imposes certain restrictions on both officeholders and candidates. You should consult the statute in regard to the restrictions applicable to officeholders.
 - A candidate may not take an affirmative action to influence an employee of the office to which the candidate seeks election in regard to the appointment, confirmation, employment or employment conditions of an individual who is related to the candidate within a prohibited degree.
 - A candidate for a multi-member governmental body may not take an affirmative action to influence an officer or employee of the governmental body to which the candidate seeks election in regard to the appointment, confirmation, or employment of an individual related to the candidate in a prohibited degree.
 - Two people are related within a prohibited degree if they are related within the third degree by consanguinity (blood) or the second degree by affinity (marriage). The degree of consanguinity is determined by the number of generations that separate them. If neither is descended from the other, the degree of consanguinity is determined by adding the number of generations that each is separated from a common ancestor. Examples: (1) first degree - parent to child; (2) second degree - grandparent to grandchild; or brother to sister; (3) third degree - great-grandparent to great-grandchild; or aunt to niece who is child of individual's brother or sister. A husband and wife are related in the first degree by affinity. A wife has the same degree of relationship by affinity to her husband's relatives as her husband has by

consanguinity. For example, a wife is related to her husband's grandmother in the second degree by affinity.

PAGE 2

11. CANDIDATE NAME: Enter your name as you did on Page 1.

12. MODIFIED REPORTING DECLARATION: Sign this option if you wish to report under the modified reporting schedule.

The modified reporting option is not available for candidates for the office of state chair of a political party and candidates for county chair of a political party.

To the left of your signature, enter the year of the election or election cycle to which your selection of modified reporting applies.

Your selection of modified reporting is valid for an entire election cycle. For example, if you choose modified reporting before a primary election, your selection remains in effect for any runoff and for the general election and any related runoff. You must make this selection at least 30 days before the first election to which your selection applies.

An opposed candidate in an election is eligible to report under the modified reporting schedule if he or she does not intend to accept more than \$930 in political contributions or make more than \$930 in political expenditures in connection with an election. The amount of a filing fee paid to qualify for a place on the ballot does not count against the \$930 expenditure limit. An opposed candidate who reports under the modified schedule is not required to file pre-election reports (due 30 days and 8 days before an election) or runoff reports (due 8 days before a runoff). (Note: An *unopposed* candidate is not required to file pre-election reports in the first place.) The obligations to file semiannual reports, special pre-election reports (formerly known as telegram reports), or special session reports, if applicable, are not affected by selecting the modified schedule.

The \$930 maximums apply to each election within the cycle. In other words, you are limited to \$930 in contributions and expenditures in connection with the primary, an additional \$930 in contributions and expenditures in connection with the general election, and an additional \$930 in contributions and expenditures in connection with a runoff.

EXCEEDING \$930 IN CONTRIBUTIONS OR EXPENDITURES. If you exceed \$930 in contributions or expenditures in connection with an election, you must file according to the regular filing schedule. In other words, you must file pre-election reports and a runoff report, if you are in a runoff.

If you exceed either of the \$930 limits *after the 30th day before the election*, you must file a sworn report of contributions and expenditures within 48 hours after exceeding the limit. After that, you must file any pre-election reports or runoff reports that are due under the regular filing schedule.

Your selection is not valid for other elections or election cycles. Use the AMENDMENT (FORM ACTA) to renew your option to file under the modified schedule for a different election year or election cycle.

For more information, see the Commission's campaign finance guide that applies to you.

APPOINTMENT OF A CAMPAIGN TREASURER BY A CANDIDATE

FORM CTA
PG 1

See CTA Instruction Guide for detailed instructions.		1 Total pages filed:		
2 CANDIDATE NAME	MS / MRS / MR	FIRST	MI	OFFICE USE ONLY
	NICKNAME	LAST	SUFFIX	
3 CANDIDATE MAILING ADDRESS	ADDRESS / PO BOX; APT / SUITE #; CITY; STATE; ZIP CODE			Filer ID #
				Date Received
4 CANDIDATE PHONE	AREA CODE	PHONE NUMBER	EXTENSION	Receipt #
	()			Amount \$
5 OFFICE HELD (if any)				Date Processed
6 OFFICE SOUGHT (if known)				Date Imaged
7 CAMPAIGN TREASURER NAME	MS/MRS/MR	FIRST	MI	NICKNAME
				LAST
				SUFFIX
8 CAMPAIGN TREASURER STREET ADDRESS (residence or business)	STREET ADDRESS; APT / SUITE #; CITY; STATE; ZIP CODE			
9 CAMPAIGN TREASURER PHONE	AREA CODE	PHONE NUMBER	EXTENSION	
	()			
10 CANDIDATE SIGNATURE	<p>I am aware of the Nepotism Law, Chapter 573 of the Texas Government Code.</p> <p>I am aware of my responsibility to file timely reports as required by title 15 of the Election Code.</p> <p>I am aware of the restrictions in title 15 of the Election Code on contributions from corporations and labor organizations.</p>			
	_____		_____	
Signature of Candidate		Date Signed		
GO TO PAGE 2				

CANDIDATE MODIFIED REPORTING DECLARATION

FORM CTA
PG 2

11 CANDIDATE
NAME

12 MODIFIED
REPORTING
DECLARATION

COMPLETE THIS SECTION ONLY IF YOU ARE CHOOSING MODIFIED REPORTING

•• This declaration must be filed no later than the 30th day before the first election to which the declaration applies. ••

•• The modified reporting option is valid for one election cycle only. ••
(An election cycle includes a primary election, a general election, and any related runoffs.)

•• Candidates for the office of state chair of a political party may NOT choose modified reporting. ••

I do not intend to accept more than \$940 in political contributions or make more than \$940 in political expenditures (excluding filing fees) in connection with any future election within the election cycle. I understand that if either one of those limits is exceeded, I will be required to file pre-election reports and, if necessary, a runoff report.

Year of election(s) or election cycle to
which declaration applies

Signature of Candidate

This appointment is effective on the date it is filed with the appropriate filing authority.

TEC Filers may send this form to the TEC electronically at treasappoint@ethics.state.tx.us

or mail to
Texas Ethics Commission
P.O. Box 12070
Austin, TX 78711-2070

**Non-TEC Filers must file this form with the local filing authority
DO NOT SEND TO TEC**

For more information about where to file go to:
<https://www.ethics.state.tx.us/filinginfo/QuickFileAReport.php>

AMENDMENT: APPOINTMENT OF A CAMPAIGN TREASURER BY A CANDIDATE

FORM ACTA
PG 1

1 CANDIDATE
NAME

2 FILER ID#

3 Total pages filed:

See ACTA Instruction Guide for detailed instructions.

Use this form for changes to existing information only. Do not provide information previously disclosed.

4 CANDIDATE
NAME

NEW

MS / MRS / MR

FIRST

MI

NICKNAME

LAST

SUFFIX

OFFICE USE ONLY

Date Received

5 CANDIDATE
MAILING
ADDRESS

NEW

ADDRESS / PO BOX;

APT / SUITE #;

CITY;

STATE;

ZIP CODE

Date Hand-delivered or Postmarked

Receipt #

Amount \$

Date Processed

6 CANDIDATE
PHONE

NEW

AREA CODE

PHONE NUMBER

EXTENSION

()

Date Imaged

7 OFFICE HELD
(if any)

NEW

8 OFFICE
SOUGHT
(if known)

NEW

9 CAMPAIGN
TREASURER
NAME

NEW

MS / MRS / MR

FIRST

MI

NICKNAME

LAST

SUFFIX

10 CAMPAIGN
TREASURER
STREET
ADDRESS
(residence or business)

NEW

STREET ADDRESS

APT / SUITE #; CITY;

STATE;

ZIP CODE

11 CAMPAIGN
TREASURER
PHONE

NEW

AREA CODE

PHONE NUMBER

EXTENSION

()

12 CANDIDATE
SIGNATURE

I am aware of the Nepotism Law, Chapter 573 of the Texas Government Code.

I am aware of my responsibility to file timely reports as required by title 15 of the Election Code.

I am aware of the restrictions in title 15 of the Election Code on contributions from corporations and labor organizations.

Signature of Candidate

Date Signed

GO TO PAGE 2

**AMENDMENT:
CANDIDATE MODIFIED REPORTING DECLARATION**

**FORM ACTA
PG 2**

13 CANDIDATE
NAME

14 MODIFIED
REPORTING
DECLARATION

NEW

**COMPLETE THIS SECTION ONLY IF YOU ARE
CHOOSING MODIFIED REPORTING**

**•• This declaration must be filed no later than the 30th day before
the first election to which the declaration applies. ••**

•• The modified reporting option is valid for one election cycle only. ••
(An election cycle includes a primary election, a general election, and any related runoffs.)

**•• Candidates for the office of state chair of a political party
may NOT choose modified reporting. ••**

I do not intend to accept more than \$930 in political contributions or make more than \$930 in political expenditures (excluding filing fees) in connection with any future election within the election cycle. I understand that if either one of those limits is exceeded, I will be required to file pre-election reports and, if necessary, a runoff report.

Year of election(s) or election cycle to
which declaration applies

Signature of Candidate

This appointment is effective on the date it is filed with the appropriate filing authority.

TEC Filers may send this form to the TEC electronically at treasappoint@ethics.state.tx.us
or mail to
Texas Ethics Commission
P.O. Box 12070
Austin, TX 78711-2070

**Non-TEC Filers must file this form with the local filing authority
DO NOT SEND TO TEC**

For more information about where to file go to:
<https://www.ethics.state.tx.us/filinginfo/QuickFileAReport.php>

TEXAS ETHICS COMMISSION

AMENDMENT: APPOINTMENT OF A CAMPAIGN TREASURER BY A CANDIDATE

FORM ACTA—INSTRUCTION GUIDE



Revised April 2, 2021

Texas Ethics Commission, P.O. Box 12070, Austin, Texas 78711

www.ethics.state.tx.us

(512) 463-5800 • TDD (800) 735-2989

Promoting Public Confidence in Government

FORM ACTA–AMENDMENT: APPOINTMENT OF A CAMPAIGN TREASURER BY A CANDIDATE

GENERAL INSTRUCTIONS

These instructions are for the AMENDMENT: APPOINTMENT OF A CAMPAIGN TREASURER BY A CANDIDATE (Form ACTA). Use this form for changing information previously reported on Form CTA and for renewing your choice to report under the modified schedule. The information you enter on this form will replace the information from your previous APPOINTMENT OF A CAMPAIGN TREASURER BY A CANDIDATE (Form (CTA)).

If any of the information required to be reported on your CAMPAIGN TREASURER APPOINTMENT changes, you should file an amendment. Use the AMENDMENT form (Form ACTA) to report the changes. Do not use the APPOINTMENT form (Form CTA).

You must also use the AMENDMENT form to renew your option to file under the modified schedule.

Except for your name at the top of the form (and your filer account number, if you file with the Texas Ethics Commission (Commission)), enter only the information that is *different* from what is on your current campaign treasurer appointment. Do not repeat information that has not changed. The “NEW” boxes emphasize that the information entered on this form should only be information that is different from what was previously reported. Any information entered in a space with a “NEW” box will replace the existing information.

SPECIFIC INSTRUCTIONS

Each numbered item in these instructions corresponds to the same numbered item on the form.

PAGE 1

- 1. CANDIDATE NAME:** Enter your name as it is on your current campaign treasurer appointment. Enter your name in the same way on Page 2, Section 13, of this form. If you are reporting a name change, enter your new name under Section 4.
- 2. FILER ID #:** If you are filing with the Commission, you were assigned a filer account number when you filed your initial campaign treasurer appointment. You should have received a letter acknowledging receipt of the form and informing you of your account number. Enter this number wherever you see “FILER ID #.” If you do not file with the Ethics Commission, you are not required to enter an account number.
- 3. TOTAL PAGES FILED:** After you have completed the form, enter the total number of pages of this form and any additional pages. A “page” is one side of a two-sided form. If you are not using a two-sided form, a “page” is a single sheet.

4. **CANDIDATE NAME:** Complete this section only if your name has *changed*. If your name has changed, enter your complete new name, including nicknames and suffixes (e.g., Sr., Jr., III) if applicable.
5. **CANDIDATE MAILING ADDRESS:** Complete this section only if your mailing address has *changed*. If your mailing address has changed, enter your complete new address, including zip code. This information will allow your filing authority to correspond with you.
6. **CANDIDATE PHONE:** Complete this section only if your phone number has *changed*. If your phone number has changed, enter your new phone number, including the area code and extension, if applicable.
7. **OFFICE HELD:** If you are an officeholder, complete this section only if your office has *changed*. If your office has changed, please enter the new office held. Include the district, precinct, or other designation for the office, if applicable.
8. **OFFICE SOUGHT:** If you are a candidate, complete this section only if the office you seek has *changed*. If the office has changed, please enter the office you now seek, if known. Include the district, precinct, or other designation for the office, if applicable.

Note: Changing the office you are seeking may require you to file your reports with a different filing authority. See the Campaign Finance Guide for further information on filing with a different authority.

9. **CAMPAIGN TREASURER NAME:** Complete this section only if your campaign treasurer has *changed*. If your campaign treasurer has changed, enter the full name of your new campaign treasurer, including nicknames and suffixes (e.g., Sr., Jr., III), if applicable.

Qualifications of Campaign Treasurer. A person is ineligible for appointment as a campaign treasurer if the person is the campaign treasurer of a political committee that has outstanding filing obligations (including outstanding penalties). This prohibition does not apply if the committee in connection with which the ineligibility arose has not accepted more than \$5,000 in political contributions or made more than \$5,000 in political expenditures in any semiannual reporting period. A person who violates this prohibition is liable for a civil penalty not to exceed three times the amount of political contributions accepted or political expenditures made in violation of this provision.

10. **CAMPAIGN TREASURER STREET ADDRESS:** Complete this section only if your campaign treasurer's street address has *changed*. If your campaign treasurer's street address has changed, enter the complete new address of your campaign treasurer, including the zip code. You may enter either the treasurer's new business or residential street address. If you are your own treasurer, you may enter either your business or residential street address.
11. **CAMPAIGN TREASURER PHONE:** Complete this section only if your campaign treasurer's phone number has *changed*. If your campaign treasurer's phone number has changed, enter the new phone number of your campaign treasurer, including the area code and extension, if applicable.

12. CANDIDATE SIGNATURE: Enter your signature after reading the summary. Your signature here indicates that you have read the following summary of the nepotism law; that you are aware of your responsibility to file timely reports; and that you are aware of the restrictions on contributions from corporations and labor organizations.

- The Texas nepotism law (Government Code, chapter 573) imposes certain restrictions on both officeholders and candidates. You should consult the statute in regard to the restrictions applicable to officeholders.
- A candidate may not take an affirmative action to influence an employee of the office to which the candidate seeks election in regard to the appointment, confirmation, employment or employment conditions of an individual who is related to the candidate within a prohibited degree.
- A candidate for a multi-member governmental body may not take an affirmative action to influence an officer or employee of the governmental body to which the candidate seeks election in regard to the appointment, confirmation, or employment of an individual related to the candidate in a prohibited degree.
- Two people are related within a prohibited degree if they are related within the third degree by consanguinity (blood) or the second degree by affinity (marriage). The *degree of consanguinity* is determined by the number of generations that separate them. If neither is descended from the other, the degree of consanguinity is determined by adding the number of generations that each is separated from a common ancestor. **Examples:** (1) first degree - parent to child; (2) second degree - grandparent to grandchild; or brother to sister; (3) third degree - great-grandparent to great-grandchild; or aunt to niece who is child of individual's brother or sister. A husband and wife are related in the first degree by affinity. A wife has the same degree of relationship by affinity to her husband's relatives as her husband has by consanguinity. For example, a wife is related to her husband's grandmother in the second degree by affinity.

Note: The changes you have made on this form will replace the information on your previous APPOINTMENT form (Form CTA).

PAGE 2

13. CANDIDATE NAME: Enter your name as you did on Page 1, Section 1.

14. MODIFIED REPORTING DECLARATION: Sign this option if you wish to report under the modified reporting schedule.

The modified reporting option is not available for candidates for the office of state chair of a political party.

To the left of your signature, enter the year of the election or election cycle to which your selection of modified reporting applies.

Your selection of modified reporting is valid for an entire election cycle. For example, if you choose modified reporting before a primary election, your selection remains in effect for any runoff and for the general election and any related runoff. You must make this selection at least 30 days before the first election to which your selection applies.

An opposed candidate in an election is eligible to report under the modified reporting schedule if he or she does not intend to accept more than \$930 in political contributions or make more than \$930 in political expenditures in connection with an election. The amount of a filing fee paid to qualify for a place on the ballot does not count against the \$930 expenditure limit. An opposed candidate who reports under the modified schedule is not required to file pre-election reports (due 30 days and 8 days before an election) or runoff reports (due 8 days before a runoff). (Note: An *unopposed* candidate is not required to file pre-election reports in the first place.) The obligations to file semi-annual reports, special pre-election reports (formerly known as telegram reports), or special session reports, if applicable, are not affected by selecting the modified schedule.

The \$930 maximums apply to each election within the cycle. In other words, you are limited to \$930 in contributions and expenditures in connection with the primary, an additional \$930 in contributions and expenditures in connection with the general election, and an additional \$930 in contributions and expenditures in connection with a runoff.

Exceeding \$930 in contributions or expenditures. If you exceed \$930 in contributions or expenditures in connection with an election, you must file according to the regular schedule. In other words, you must file pre-election reports and a runoff report, if you are in a runoff.

If you exceed either of the \$930 limits *after the 30th day before the election*, you must file a sworn report of contributions and expenditures within 48 hours after exceeding the limit. After that, you must file any pre-election reports or runoff reports that are due under the regular filing schedule.

Your selection is not valid for other elections or election cycles. Use another amendment form (ACTA) to renew your option to file under the modified schedule.

For more information, see the Commission's campaign finance guide that applies to you.

CANDIDATE / OFFICEHOLDER CAMPAIGN FINANCE REPORT

**FORM C/OH
COVER SHEET PG 1**

The C/OH Instruction Guide explains how to complete this form.		1 Filer ID (Ethics Commission Filers)	2 Total pages filed:								
3 CANDIDATE / OFFICEHOLDER NAME	MS / MRS / MR FIRST MI NICKNAME LAST SUFFIX	OFFICE USE ONLY									
4 CANDIDATE / OFFICEHOLDER MAILING ADDRESS <small>Change of Address</small>	ADDRESS / PO BOX; APT / SUITE #; CITY; STATE; ZIP CODE										
5 CANDIDATE / OFFICEHOLDER PHONE	AREA CODE PHONE NUMBER EXTENSION ()										
6 CAMPAIGN TREASURER NAME	MS / MRS / MR FIRST MI NICKNAME LAST SUFFIX	Date Received									
7 CAMPAIGN TREASURER ADDRESS <small>(Residence or Business)</small>	STREET ADDRESS (NO PO BOX PLEASE); APT / SUITE #; CITY; STATE; ZIP CODE										
8 CAMPAIGN TREASURER PHONE	AREA CODE PHONE NUMBER EXTENSION ()										
9 REPORT TYPE	<table style="width:100%; border: none;"> <tr> <td style="width: 25%;">January 15</td> <td style="width: 25%;">30th day before election</td> <td style="width: 25%;">Runoff</td> <td style="width: 25%;">15th day after campaign treasurer appointment (Officeholder Only)</td> </tr> <tr> <td>July 15</td> <td>8th day before election</td> <td>Exceeded Modified Reporting Limit</td> <td>Final Report (Attach C/OH - FR)</td> </tr> </table>			January 15	30th day before election	Runoff	15th day after campaign treasurer appointment (Officeholder Only)	July 15	8th day before election	Exceeded Modified Reporting Limit	Final Report (Attach C/OH - FR)
January 15	30th day before election	Runoff	15th day after campaign treasurer appointment (Officeholder Only)								
July 15	8th day before election	Exceeded Modified Reporting Limit	Final Report (Attach C/OH - FR)								
10 PERIOD COVERED	<table style="width:100%; border: none;"> <tr> <td style="text-align: center;">Month Day Year</td> <td style="text-align: center;">THROUGH</td> <td style="text-align: center;">Month Day Year</td> </tr> <tr> <td style="text-align: center;">/ /</td> <td></td> <td style="text-align: center;">/ /</td> </tr> </table>			Month Day Year	THROUGH	Month Day Year	/ /		/ /		
Month Day Year	THROUGH	Month Day Year									
/ /		/ /									
11 ELECTION	ELECTION DATE Month Day Year / /	ELECTION TYPE Primary Runoff Other Description General Special _____									
12 OFFICE	OFFICE HELD (if any)	13 OFFICE SOUGHT (if known)									
14 NOTICE FROM POLITICAL COMMITTEE(S)	THIS BOX IS FOR NOTICE OF POLITICAL CONTRIBUTIONS ACCEPTED OR POLITICAL EXPENDITURES MADE BY POLITICAL COMMITTEES TO SUPPORT THE CANDIDATE / OFFICEHOLDER. THESE EXPENDITURES MAY HAVE BEEN MADE WITHOUT THE CANDIDATE'S OR OFFICEHOLDER'S KNOWLEDGE OR CONSENT. CANDIDATES AND OFFICEHOLDERS ARE REQUIRED TO REPORT THIS INFORMATION ONLY IF THEY RECEIVE NOTICE OF SUCH EXPENDITURES.										
Additional Pages	<table border="1" style="width:100%; border-collapse: collapse;"> <tr> <td style="width: 20%;">COMMITTEE TYPE</td> <td>COMMITTEE NAME</td> </tr> <tr> <td>GENERAL</td> <td>COMMITTEE ADDRESS</td> </tr> <tr> <td>SPECIFIC</td> <td>COMMITTEE CAMPAIGN TREASURER NAME</td> </tr> <tr> <td></td> <td>COMMITTEE CAMPAIGN TREASURER ADDRESS</td> </tr> </table>	COMMITTEE TYPE	COMMITTEE NAME	GENERAL	COMMITTEE ADDRESS	SPECIFIC	COMMITTEE CAMPAIGN TREASURER NAME		COMMITTEE CAMPAIGN TREASURER ADDRESS		
COMMITTEE TYPE	COMMITTEE NAME										
GENERAL	COMMITTEE ADDRESS										
SPECIFIC	COMMITTEE CAMPAIGN TREASURER NAME										
	COMMITTEE CAMPAIGN TREASURER ADDRESS										

GO TO PAGE 2

CANDIDATE / OFFICEHOLDER CAMPAIGN FINANCE REPORT

**FORM C/OH
COVER SHEET PG 2**

15 C/OH NAME		16 Filer ID (Ethics Commission Filers)
17 CONTRIBUTION TOTALS	1. TOTAL UNITEMIZED POLITICAL CONTRIBUTIONS (OTHER THAN PLEDGES, LOANS, OR GUARANTEES OF LOANS, OR CONTRIBUTIONS MADE ELECTRONICALLY)	\$
	2. TOTAL POLITICAL CONTRIBUTIONS (OTHER THAN PLEDGES, LOANS, OR GUARANTEES OF LOANS)	\$
EXPENDITURE TOTALS	3. TOTAL UNITEMIZED POLITICAL EXPENDITURE.	\$
	4. TOTAL POLITICAL EXPENDITURES	\$
CONTRIBUTION BALANCE	5. TOTAL POLITICAL CONTRIBUTIONS MAINTAINED AS OF THE LAST DAY OF REPORTING PERIOD	\$
OUTSTANDING LOAN TOTALS	6. TOTAL PRINCIPAL AMOUNT OF ALL OUTSTANDING LOANS AS OF THE LAST DAY OF THE REPORTING PERIOD	\$

18 SIGNATURE I swear, or affirm, under penalty of perjury, that the accompanying report is true and correct and includes all information required to be reported by me under Title 15, Election Code.

Signature of Candidate or Officeholder

Please complete either option below:

(1) Affidavit

NOTARY STAMP / SEAL

Sworn to and subscribed before me by _____ this the _____ day of _____, 20 _____, to certify which, witness my hand and seal of office.

Signature of officer administering oath

Printed name of officer administering oath

Title of officer administering oath

OR

(2) Unsworn Declaration

My name is _____, and my date of birth is _____.

My address is _____, _____, _____, _____, _____.
(street) (city) (state) (zip code) (country)

Executed in _____ County, State of _____, on the _____ day of _____, 20_____.
(month) (year)

Signature of Candidate/Officeholder (Declarant)

SUBTOTALS - C/OH

FORM C/OH COVER SHEET PG 3

19 FILER NAME

20 Filer ID (Ethics Commission Filers)

21 SCHEDULE SUBTOTALS
NAME OF SCHEDULE

SUBTOTAL
AMOUNT

1.	SCHEDULE A1: MONETARY POLITICAL CONTRIBUTIONS	\$
2.	SCHEDULE A2: NON-MONETARY (IN-KIND) POLITICAL CONTRIBUTIONS	\$
3.	SCHEDULE B: PLEDGED CONTRIBUTIONS	\$
4.	SCHEDULE E: LOANS	\$
5.	SCHEDULE F1: POLITICAL EXPENDITURES MADE FROM POLITICAL CONTRIBUTIONS	\$
6.	SCHEDULE F2: UNPAID INCURRED OBLIGATIONS	\$
7.	SCHEDULE F3: PURCHASE OF INVESTMENTS MADE FROM POLITICAL CONTRIBUTIONS	\$
8.	SCHEDULE F4: EXPENDITURES MADE BY CREDIT CARD	\$
9.	SCHEDULE G: POLITICAL EXPENDITURES MADE FROM PERSONAL FUNDS	\$
10.	SCHEDULE H: PAYMENT MADE FROM POLITICAL CONTRIBUTIONS TO A BUSINESS OF C/OH	\$
11.	SCHEDULE I: NON-POLITICAL EXPENDITURES MADE FROM POLITICAL CONTRIBUTIONS	\$
12.	SCHEDULE K: INTEREST, CREDITS, GAINS, REFUNDS, AND CONTRIBUTIONS RETURNED TO FILER	\$

MONETARY POLITICAL CONTRIBUTIONS

SCHEDULE A1

If the requested information is not applicable, **DO NOT** include this page in the report.

The Instruction Guide explains how to complete this form.		1 Total pages Schedule A1:
2 FILER NAME		3 Filer ID (Ethics Commission Filers)
4 Date	5 Full name of contributor out-of-state PAC (ID#: _____) 6 Contributor address; City; State; Zip Code	7 Amount of contribution (\$)
8 Principal occupation / Job title (See Instructions)		9 Employer (See Instructions)
Date	Full name of contributor out-of-state PAC (ID#: _____) Contributor address; City; State; Zip Code	Amount of contribution (\$)
Principal occupation / Job title (See Instructions)		Employer (See Instructions)
Date	Full name of contributor out-of-state PAC (ID#: _____) Contributor address; City; State; Zip Code	Amount of contribution (\$)
Principal occupation / Job title (See Instructions)		Employer (See Instructions)
Date	Full name of contributor out-of-state PAC (ID#: _____) Contributor address; City; State; Zip Code	Amount of contribution (\$)
Principal occupation / Job title (See Instructions)		Employer (See Instructions)

ATTACH ADDITIONAL COPIES OF THIS SCHEDULE AS NEEDED
 If contributor is out-of-state PAC, please see Instruction guide for additional reporting requirements.

NON-MONETARY (IN-KIND) POLITICAL CONTRIBUTIONS

SCHEDULE A2

If the requested information is not applicable, **DO NOT** include this page in the report.

The Instruction Guide explains how to complete this form.		1 Total pages Schedule A2:	
2 FILER NAME		3 Filer ID (Ethics Commission Filers)	
4 TOTAL OF UNITEMIZED IN-KIND POLITICAL CONTRIBUTIONS		\$	
5 Date	6 Full name of contributor <input type="checkbox"/> out-of-state PAC (ID#: _____)	8 Amount of Contribution \$	9 In-kind contribution description
 7 Contributor address; City; State; Zip Code		
		Check if travel outside of Texas. Complete Schedule T.	
10 Principal occupation / Job title (FOR NON-JUDICIAL)(See Instructions)		11 Employer (FOR NON-JUDICIAL)(See Instructions)	
12 Contributor's principal occupation (FOR JUDICIAL)		13 Contributor's job title (FOR JUDICIAL)(See Instructions)	
14 Contributor's employer/law firm (FOR JUDICIAL)		15 Law firm of contributor's spouse (if any) (FOR JUDICIAL)	
16 If contributor is a child, law firm of parent(s) (if any) (FOR JUDICIAL)			
Date	Full name of contributor <input type="checkbox"/> out-of-state PAC (ID#: _____)	Amount of Contribution \$	In-kind contribution description
 Contributor address; City; State; Zip Code		
		Check if travel outside of Texas. Complete Schedule T.	
Principal occupation / Job title (FOR NON-JUDICIAL) (See Instructions)		Employer (FOR NON-JUDICIAL)(See Instructions)	
Contributor's principal occupation (FOR JUDICIAL)		Contributor's job title (FOR JUDICIAL)(See Instructions)	
Contributor's employer/law firm (FOR JUDICIAL)		Law firm of contributor's spouse (if any) (FOR JUDICIAL)	
If contributor is a child, law firm of parent(s) (if any) (FOR JUDICIAL)			

ATTACH ADDITIONAL COPIES OF THIS SCHEDULE AS NEEDED
If contributor is out-of-state PAC, please see Instruction guide for additional reporting requirements.

PLEGGED CONTRIBUTIONS

SCHEDULE B

If the requested information is not applicable, **DO NOT** include this page in the report.

The Instruction Guide explains how to complete this form.		1 Total pages Schedule B:	
2 FILER NAME		3 Filer ID (Ethics Commission Filers)	
4 TOTAL OF UNITEMIZED PLEDGES		\$	
5 Date	6 Full name of pledgor <input type="checkbox"/> out-of-state PAC (ID#: _____) 7 Pledgor address; City; State; Zip Code	8 Amount of Pledge \$	9 In-kind contribution description Check if travel outside of Texas. Complete Schedule T.
10 Principal occupation / Job title (See Instructions)		11 Employer (See Instructions)	
Date	Full name of pledgor <input type="checkbox"/> out-of-state PAC (ID#: _____) Pledgor address; City; State; Zip Code	Amount of Pledge \$	In-kind contribution description Check if travel outside of Texas. Complete Schedule T.
Principal occupation / Job title (See Instructions)		Employer (See Instructions)	
Date	Full name of pledgor <input type="checkbox"/> out-of-state PAC (ID#: _____) Pledgor address; City; State; Zip Code	Amount of Pledge \$	In-kind contribution description Check if travel outside of Texas. Complete Schedule T.
Principal occupation / Job title (See Instructions)		Employer (See Instructions)	
Date	Full name of pledgor <input type="checkbox"/> out-of-state PAC (ID#: _____) Pledgor address; City; State; Zip Code	Amount of Pledge \$	In-kind contribution description Check if travel outside of Texas. Complete Schedule T.
Principal occupation / Job title (See Instructions)		Employer (See Instructions)	

--	--	--	--

ATTACH ADDITIONAL COPIES OF THIS SCHEDULE AS NEEDED

If contributor is out-of-state PAC, please see Instruction guide for additional reporting requirements.

LOANS

SCHEDULE E

If the requested information is not applicable, **DO NOT include this page in the report.**

The Instruction Guide explains how to complete this form.		1 Total pages Schedule E:
2 FILER NAME		3 Filer ID (Ethics Commission Filers)
4 TOTAL OF UNITEMIZED LOANS		\$
5 Date of loan	7 Name of lender <input type="checkbox"/> out-of-state PAC (ID#: _____)	9 Loan Amount (\$)
6 Is lender a financial Institution? Y N	8 Lender address; City; State; Zip Code	10 Interest rate
		11 Maturity date
12 Principal occupation / Job title (See Instructions)		13 Employer (See Instructions)
14 Description of Collateral none		15 Check if personal funds were deposited into political account (See Instructions)
16 GUARANTOR INFORMATION not applicable	17 Name of guarantor	19 Amount Guaranteed (\$)
	18 Guarantor address; City; State; Zip Code	
20 Principal Occupation (See Instructions)		21 Employer (See Instructions)
Date of loan	Name of lender <input type="checkbox"/> out-of-state PAC (ID#: _____)	Loan Amount (\$)
Is lender a financial Institution? Y N	Lender address; City; State; Zip Code	Interest rate
		Maturity date
Principal occupation / Job title (See Instructions)		Employer (See Instructions)
Description of Collateral none		Check if personal funds were deposited into political account (See Instructions)
GUARANTOR INFORMATION not applicable	Name of guarantor	Amount Guaranteed (\$)
	Guarantor address; City; State; Zip Code	
Principal Occupation (See Instructions)		Employer (See Instructions)

ATTACH ADDITIONAL COPIES OF THIS SCHEDULE AS NEEDED

If lender is out-of-state PAC, please see Instruction guide for additional reporting requirements.

POLITICAL EXPENDITURES MADE FROM POLITICAL CONTRIBUTIONS

SCHEDULE F1

If the requested information is not applicable, **DO NOT** include this page in the report.

EXPENDITURE CATEGORIES FOR BOX 8(a)

- | | | | |
|--|-------------------------------|--------------------------------|--|
| Advertising Expense | Event Expense | Loan Repayment/Reimbursement | Solicitation/Fundraising Expense |
| Accounting/Banking | Fees | Office Overhead/Rental Expense | Transportation Equipment & Related Expense |
| Consulting Expense | Food/Beverage Expense | Polling Expense | Travel In District |
| Contributions/Donations Made By | Gift/Awards/Memorials Expense | Printing Expense | Travel Out Of District |
| Candidate/Officeholder/Political Committee | Legal Services | Salaries/Wages/Contract Labor | Other (enter a category not listed above) |
| Credit Card Payment | | | |

The Instruction Guide explains how to complete this form.

1 Total pages Schedule F1:	2 FILER NAME	3 Filer ID (Ethics Commission Filers)
4 Date	5 Payee name	
6 Amount (\$)	7 Payee address;	City; State; Zip Code
PURPOSE OF EXPENDITURE	(a) Category (See Categories listed at the top of this schedule)	(b) Description
	(c) Check if travel outside of Texas. Complete Schedule T. Check if Austin, TX, officeholder living expense	
9 Complete <u>ONLY</u> if direct expenditure to benefit C/OH	Candidate / Officeholder name	Office sought Office held
Date	Payee name	
Amount (\$)	Payee address;	City; State; Zip Code
PURPOSE OF EXPENDITURE	Category (See Categories listed at the top of this schedule)	Description
	Check if travel outside of Texas. Complete Schedule T. Check if Austin, TX, officeholder living expense	
Complete <u>ONLY</u> if direct expenditure to benefit C/OH	Candidate / Officeholder name	Office sought Office held
Date	Payee name	
Amount (\$)	Payee address;	City; State; Zip Code
PURPOSE OF EXPENDITURE	Category (See Categories listed at the top of this schedule)	Description
	Check if travel outside of Texas. Complete Schedule T. Check if Austin, TX, officeholder living expense	
Complete <u>ONLY</u> if direct expenditure to benefit C/OH	Candidate / Officeholder name	Office sought Office held

ATTACH ADDITIONAL COPIES OF THIS SCHEDULE AS NEEDED

UNPAID INCURRED OBLIGATIONS

SCHEDULE F2

If the requested information is not applicable, **DO NOT** include this page in the report.

EXPENDITURE CATEGORIES FOR BOX 10(a)

Advertising Expense	Event Expense	Loan Repayment/Reimbursement	Solicitation/Fundraising Expense
Accounting/Banking	Fees	Office Overhead/Rental Expense	Transportation Equipment & Related Expense
Consulting Expense	Food/Beverage Expense	Polling Expense	Travel In District
Contributions/Donations Made By	Gift/Awards/Memorials Expense	Printing Expense	Travel Out Of District
Candidate/Officeholder/Political Committee	Legal Services	Salaries/Wages/Contract Labor	Other (enter a category not listed above)

The Instruction Guide explains how to complete this form.

1 Total pages Schedule F2:	2 FILER NAME	3 Filer ID (Ethics Commission Filers)
-----------------------------------	---------------------	--

4 TOTAL OF UNITEMIZED UNPAID INCURRED OBLIGATIONS	\$
--	----

5 Date	6 Payee name
---------------	---------------------

7 Amount (\$)	8 Payee address; City; State; Zip Code
----------------------	---

9 TYPE OF EXPENDITURE	Political	Non-Political
------------------------------	-----------	---------------

10 PURPOSE OF EXPENDITURE	(a) Category (See Categories listed at the top of this schedule)	(b) Description
	(c) Check if travel outside of Texas. Complete Schedule T.	Check if Austin, TX, officeholder living expense

11 Complete <u>ONLY</u> if direct expenditure to benefit C/OH	Candidate / Officeholder name	Office sought	Office held
--	-------------------------------	---------------	-------------

Date	Payee name
------	------------

Amount (\$)	Payee address; City; State; Zip Code
-------------	--------------------------------------

TYPE OF EXPENDITURE	Political	Non-Political
---------------------	-----------	---------------

PURPOSE OF EXPENDITURE	Category (See Categories listed at the top of this schedule)	Description
	Check if travel outside of Texas. Complete Schedule T.	Check if Austin, TX, officeholder living expense

Complete <u>ONLY</u> if direct expenditure to benefit C/OH	Candidate / Officeholder name	Office sought	Office held
--	-------------------------------	---------------	-------------

--

ATTACH ADDITIONAL COPIES OF THIS SCHEDULE AS NEEDED

PURCHASE OF INVESTMENTS MADE FROM POLITICAL CONTRIBUTIONS

SCHEDULE F3

If the requested information is not applicable, **DO NOT** include this page in the report.

The Instruction Guide explains how to complete this form.		1 Total pages Schedule F3:
2 FILER NAME		3 Filer ID (Ethics Commission Filers)
4 Date	5 Name of person from whom investment is purchased	
 6 Address of person from whom investment is purchased; City; State; Zip Code	
	7 Description of investment	
	8 Amount of investment (\$)	
Date	Name of person from whom investment is purchased	
 Address of person from whom investment is purchased; City; State; Zip Code	
	Description of investment	
	Amount of investment (\$)	

ATTACH ADDITIONAL COPIES OF THIS SCHEDULE AS NEEDED

EXPENDITURES MADE BY CREDIT CARD

SCHEDULE F4

If the requested information is not applicable, **DO NOT** include this page in the report.

EXPENDITURE CATEGORIES FOR BOX 10(a)

Advertising Expense	Event Expense	Loan Repayment/Reimbursement	Solicitation/Fundraising Expense
Accounting/Banking	Fees	Office Overhead/Rental Expense	Transportation Equipment & Related Expense
Consulting Expense	Food/Beverage Expense	Polling Expense	Travel In District
Contributions/Donations Made By	Gift/Awards/Memorials Expense	Printing Expense	Travel Out Of District
Candidate/Officeholder/Political Committee	Legal Services	Salaries/Wages/Contract Labor	Other (enter a category not listed above)

The Instruction Guide explains how to complete this form.

1 Total pages Schedule F4:	2 FILER NAME	3 Filer ID (Ethics Commission Filers)
4 TOTAL OF UNITEMIZED EXPENDITURES CHARGED TO A CREDIT CARD		\$
5 Date	6 Payee name	
7 Amount (\$)	8 Payee address; City; State; Zip Code	
9 TYPE OF EXPENDITURE	Political Non-Political	
10 PURPOSE OF EXPENDITURE	(a) Category (See Categories listed at the top of this schedule)	(b) Description
	(c) Check if travel outside of Texas. Complete Schedule T. Check if Austin, TX, officeholder living expense	
11 Complete <u>ONLY</u> if direct expenditure to benefit C/OH	Candidate / Officeholder name	Office sought Office held
Date	Payee name	
Amount (\$)	Payee address; City; State; Zip Code	
TYPE OF EXPENDITURE	Political Non-Political	
PURPOSE OF EXPENDITURE	Category (See Categories listed at the top of this schedule)	Description
	Check if travel outside of Texas. Complete Schedule T. Check if Austin, TX, officeholder living expense	
Complete <u>ONLY</u> if direct expenditure to benefit C/OH	Candidate / Officeholder name	Office sought Office held

ATTACH ADDITIONAL COPIES OF THIS SCHEDULE AS NEEDED

POLITICAL EXPENDITURES MADE FROM PERSONAL FUNDS

SCHEDULE G

If the requested information is not applicable, **DO NOT** include this page in the report.

EXPENDITURE CATEGORIES FOR BOX 8(a)

Advertising Expense	Event Expense	Loan Repayment/Reimbursement	Solicitation/Fundraising Expense
Accounting/Banking	Fees	Office Overhead/Rental Expense	Transportation Equipment & Related Expense
Consulting Expense	Food/Beverage Expense	Polling Expense	Travel In District
Contributions/Donations Made By	Gift/Awards/Memorials Expense	Printing Expense	Travel Out Of District
Candidate/Officeholder/Political Committee	Legal Services	Salaries/Wages/Contract Labor	Other (enter a category not listed above)
Credit Card Payment			

The Instruction Guide explains how to complete this form.

1 Total pages Schedule G:	2 FILER NAME	3 Filer ID (Ethics Commission Filers)
4 Date	5 Payee name	
6 Amount (\$) Reimbursement from political contributions intended	7 Payee address; City; State; Zip Code	
8 PURPOSE OF EXPENDITURE	(a) Category (See Categories listed at the top of this schedule)	(b) Description
	(c) Check if travel outside of Texas. Complete Schedule T.	Check if Austin, TX, officeholder living expense
9 Complete <u>ONLY</u> if direct expenditure to benefit C/OH	Candidate / Officeholder name	Office sought Office held
Date	Payee name	
Amount (\$) Reimbursement from political contributions intended	Payee address; City; State; Zip Code	
PURPOSE OF EXPENDITURE	Category (See Categories listed at the top of this schedule)	Description
	Check if travel outside of Texas. Complete Schedule T.	Check if Austin, TX, officeholder living expense
Complete <u>ONLY</u> if direct expenditure to benefit C/OH	Candidate / Officeholder name	Office sought Office held
Date	Payee name	
Amount (\$) Reimbursement from political contributions intended	Payee address; City; State; Zip Code	
PURPOSE OF EXPENDITURE	Category (See Categories listed at the top of this schedule)	Description
	Check if travel outside of Texas. Complete Schedule T.	Check if Austin, TX, officeholder living expense
Complete <u>ONLY</u> if direct expenditure to benefit C/OH	Candidate / Officeholder name	Office sought Office held
Date	Payee name	
Amount (\$) Reimbursement from political contributions intended	Payee address; City; State; Zip Code	
PURPOSE OF EXPENDITURE	Category (See Categories listed at the top of this schedule)	Description
	Check if travel outside of Texas. Complete Schedule T.	Check if Austin, TX, officeholder living expense
Complete <u>ONLY</u> if direct expenditure to benefit C/OH	Candidate / Officeholder name	Office sought Office held

ATTACH ADDITIONAL COPIES OF THIS SCHEDULE AS NEEDED

PAYMENT MADE FROM POLITICAL CONTRIBUTIONS TO A BUSINESS OF C/OH

SCHEDULE H

If the requested information is not applicable, **DO NOT** include this page in the report.

EXPENDITURE CATEGORIES FOR BOX 8(a)

Advertising Expense	Event Expense	Loan Repayment/Reimbursement	Solicitation/Fundraising Expense
Accounting/Banking	Fees	Office Overhead/Rental Expense	Transportation Equipment & Related Expense
Consulting Expense	Food/Beverage Expense	Polling Expense	Travel In District
Contributions/Donations Made By	Gift/Awards/Memorials Expense	Printing Expense	Travel Out Of District
Candidate/Officeholder/Political Committee	Legal Services	Salaries/Wages/Contract Labor	Other (enter a category not listed above)
Credit Card Payment			

The Instruction Guide explains how to complete this form.

1 Total pages Schedule H:	2 FILER NAME	3 Filer ID (Ethics Commission Filers)
4 Date	5 Business name	
6 Amount (\$)	7 Business address;	City; State; Zip Code
8 PURPOSE OF EXPENDITURE	(a) Category (See Categories listed at the top of this schedule)	(b) Description
	(c) Check if travel outside of Texas. Complete Schedule T. Check if Austin, TX, officeholder living expense	
9 Complete <u>ONLY</u> if direct expenditure to benefit C/OH	Candidate / Officeholder name	Office sought Office held
Date	Business name	
Amount (\$)	Business address;	City; State; Zip Code
PURPOSE OF EXPENDITURE	Category (See Categories listed at the top of this schedule)	Description
	Check if travel outside of Texas. Complete Schedule T. Check if Austin, TX, officeholder living expense	
Complete <u>ONLY</u> if direct expenditure to benefit C/OH	Candidate / Officeholder name	Office sought Office held
Date	Business name	
Amount (\$)	Business address;	City; State; Zip Code
PURPOSE OF EXPENDITURE	Category (See Categories listed at the top of this schedule)	Description
	Check if travel outside of Texas. Complete Schedule T. Check if Austin, TX, officeholder living expense	
Complete <u>ONLY</u> if direct expenditure to benefit C/OH	Candidate / Officeholder name	Office sought Office held

ATTACH ADDITIONAL COPIES OF THIS SCHEDULE AS NEEDED

NON-POLITICAL EXPENDITURES MADE FROM POLITICAL CONTRIBUTIONS

SCHEDULE I

If the requested information is not applicable, **DO NOT** include this page in the report.

The Instruction Guide explains how to complete this form.

1 Total pages Schedule I:	2 FILER NAME	3 Filer ID (Ethics Commission Filers)
----------------------------------	---------------------	--

4 Date	5 Payee name
---------------	---------------------

6 Amount (\$)	7 Payee address;	City	State	Zip Code
----------------------	-------------------------	------	-------	----------

8 PURPOSE OF EXPENDITURE	(a) Category (See instructions for examples of acceptable categories.)	(b) Description (See instructions regarding type of information required.)
---	---	---

Date	Payee name
------	------------

Amount (\$)	Payee address;	City	State	Zip Code
-------------	----------------	------	-------	----------

PURPOSE OF EXPENDITURE	Category (See instructions for examples of acceptable categories.)	Description (See instructions regarding type of information required.)
-------------------------------	--	--

Date	Payee name
------	------------

Amount (\$)	Payee address;	City	State	Zip Code
-------------	----------------	------	-------	----------

PURPOSE OF EXPENDITURE	Category (See instructions for examples of acceptable categories.)	Description (See instructions regarding type of information required.)
-------------------------------	--	--

Date	Payee name
------	------------

Amount (\$)	Payee address;	City	State	Zip Code
-------------	----------------	------	-------	----------

PURPOSE OF EXPENDITURE	Category (See instructions for examples of acceptable categories.)	Description (See instructions regarding type of information required.)
-------------------------------	--	--

ATTACH ADDITIONAL COPIES OF THIS SCHEDULE AS NEEDED

INTEREST, CREDITS, GAINS, REFUNDS, AND CONTRIBUTIONS RETURNED TO FILER

SCHEDULE K

If the requested information is not applicable, **DO NOT** include this page in the report.

The Instruction Guide explains how to complete this form.		1 Total pages Schedule K:
2 FILER NAME		3 Filer ID (Ethics Commission Filers)
4 Date	5 Name of person from whom amount is received	8 Amount (\$)
 6 Address of person from whom amount is received; City; State; Zip Code	
	7 Purpose for which amount is received Check if political contribution returned to filer	
Date	Name of person from whom amount is received	Amount (\$)
 Address of person from whom amount is received; City; State; Zip Code	
	Purpose for which amount is received Check if political contribution returned to filer	
Date	Name of person from whom amount is received	Amount (\$)
 Address of person from whom amount is received; City; State; Zip Code	
	Purpose for which amount is received Check if political contribution returned to filer	
Date	Name of person from whom amount is received	Amount (\$)
 Address of person from whom amount is received; City; State; Zip Code	
	Purpose for which amount is received Check if political contribution returned to filer	

ATTACH ADDITIONAL COPIES OF THIS SCHEDULE AS NEEDED

IN-KIND CONTRIBUTIONS OR POLITICAL EXPENDITURES FOR TRAVEL OUTSIDE OF TEXAS

SCHEDULE T

If the requested information is not applicable, **DO NOT** include this page in the report.

The Instruction Guide explains how to complete this form.		1 Total pages Schedule T:
2 FILER NAME		3 Filer ID (Ethics Commission Filers)
4 Name of Contributor / Corporation or Labor Organization / Pledgor / Payee		
5 Contribution / Expenditure reported on:		
Schedule A2	Schedule B	Schedule B(J)
Schedule F2	Schedule F4	Schedule G
Schedule C2	Schedule H	Schedule D
Schedule COH-UC	Schedule F1	Schedule B-SS
6 Dates of travel	7 Name of person(s) traveling	
	8 Departure city or name of departure location	
	9 Destination city or name of destination location	
10 Means of transportation	11 Purpose of travel (including name of conference, seminar, or other event)	
Name of Contributor / Corporation or Labor Organization / Pledgor / Payee		
Contribution / Expenditure reported on:		
Schedule A2	Schedule B	Schedule B(J)
Schedule F2	Schedule F4	Schedule G
Schedule C2	Schedule H	Schedule D
Schedule COH-UC	Schedule F1	Schedule B-SS
Dates of travel	Name of person(s) traveling	
	Departure city or name of departure location	
	Destination city or name of destination location	
Means of transportation	Purpose of travel (including name of conference, seminar, or other event)	
Name of Contributor / Corporation or Labor Organization / Pledgor / Payee		
Contribution / Expenditure reported on:		
Schedule A2	Schedule B	Schedule B(J)
Schedule F2	Schedule F4	Schedule G
Schedule C2	Schedule H	Schedule D
Schedule COH-UC	Schedule F1	Schedule B-SS
Dates of travel	Name of person(s) traveling	
	Departure city or name of departure location	
	Destination city or name of destination location	
Means of transportation	Purpose of travel (including name of conference, seminar, or other event)	

ATTACH ADDITIONAL COPIES OF THIS SCHEDULE AS NEEDED

CANDIDATE / OFFICEHOLDER REPORT: DESIGNATION OF FINAL REPORT

FORM C/OH - FR

The Instruction Guide explains how to complete this form.

•• Complete only if "Report Type" on page 1 is marked "Final Report" ••

1 C/OH NAME

2 Filer ID (Ethics Commission Filers)

3 SIGNATURE

I do not expect any further political contributions or political expenditures in connection with my candidacy. I understand that designating a report as a final report terminates my campaign treasurer appointment. I also understand that I may not accept any campaign contributions or make any campaign expenditures without a campaign treasurer appointment on file.

Signature of Candidate / Officeholder

4 FILER WHO IS NOT AN OFFICEHOLDER

•• Complete A & B below *only* if you are not an officeholder. ••

A. CAMPAIGN FUNDS

Check only one:

I do not have unexpended contributions or unexpended interest or income earned from political contributions.

I have unexpended contributions or unexpended interest or income earned from political contributions. I understand that I may not convert unexpended political contributions or unexpended interest or income earned on political contributions to personal use. I also understand that I must file an annual report of unexpended contributions and that I may not retain unexpended contributions or unexpended interest or income earned on political contributions longer than six years after filing this final report. Further, I understand that I must dispose of unexpended political contributions and unexpended interest or income earned on political contributions in accordance with the requirements of Election Code, § 254.204.

B. ASSETS

Check only one:

I do not retain assets purchased with political contributions or interest or other income from political contributions.

I do retain assets purchased with political contributions or interest or other income from political contributions. I understand that I may not convert assets purchased with political contributions or interest or other income from political contributions to personal use. I also understand that I must dispose of assets purchased with political contributions in accordance with the requirements of Election Code, § 254.204.

Signature of Candidate

5 OFFICEHOLDER

•• Complete this section *only* if you are an officeholder ••

I am aware that I remain subject to filing requirements applicable to an officeholder who does not have a campaign treasurer on file. I am also aware that I will be required to file reports of unexpended contributions if, after filing the last required report as an officeholder, I retain political contributions, interest or other income from political contributions, or assets purchased with political contributions or interest or other income from political contributions.

Signature of Officeholder

TEXAS ETHICS COMMISSION

CANDIDATE/OFFICEHOLDER CAMPAIGN FINANCE REPORT

FORM C/OH – INSTRUCTION GUIDE

(PAPER FILERS ONLY)

To Report Activity Occurring on or after January 1, 2021



Revised January 1, 2021

Texas Ethics Commission, P.O. Box 12070, Austin, Texas 78711

www.ethics.state.tx.us

(512) 463-5800 • TDD (800) 735-2989

Promoting Public Confidence in Government

FORM C/OH – INSTRUCTION GUIDE

TABLE OF CONTENTS

These instructions are for the CANDIDATE/OFFICEHOLDER CAMPAIGN FINANCE REPORT (Form C/OH) and all schedules that are filed with it. FORM C/OH includes a three-page cover sheet and Schedules A1, A2, B, E, F1, F2, F3, F4, G, H, I, K, and T. Candidates or officeholders filing a Final Report should also attach Form C/OH-FR. All filers must submit the cover sheet, but only the schedules on which there is information to report need to be included.

GENERAL INSTRUCTIONS	3
IMPORTANT UPDATES	3
ELECTRONIC FILING.....	3
FILLING OUT THE FORMS	4
TEXAS ETHICS COMMISSION GUIDES	4
PHOTOCOPIES OF FORMS.....	4
FILING DATE.....	4
FORM C/OH: CANDIDATE/OFFICEHOLDER CAMPAIGN FINANCE REPORT.....	5
GENERAL INFORMATION.....	5
COMPLETING THE COVER SHEET	7
PAGE 1	7
PAGE 2	13
PAGE 3	15
SCHEDULE A1: MONETARY POLITICAL CONTRIBUTIONS	17
SCHEDULE A2: NON-MONETARY (IN-KIND) POLITICAL CONTRIBUTIONS	19
SCHEDULE B: PLEDGED CONTRIBUTIONS	21
SCHEDULE E: LOANS.....	24
SCHEDULE F1: POLITICAL EXPENDITURES FROM POLITICAL CONTRIBUTIONS.....	27
SCHEDULE F2: UNPAID INCURRED OBLIGATIONS	30
SCHEDULE F3: PURCHASE OF INVESTMENTS FROM POLITICAL CONTRIBUTIONS	32
SCHEDULE F4: EXPENDITURES MADE BY CREDIT CARD.....	33
SCHEDULE G: POLITICAL EXPENDITURES MADE FROM PERSONAL FUNDS	35
SCHEDULE H: PAYMENT FROM POLITICAL CONTRIBUTIONS TO A BUSINESS OF C/OH.....	37
SCHEDULE I: NON-POLITICAL EXPENDITURES MADE FROM POLITICAL CONTRIBUTIONS	38
SCHEDULE K: INTEREST, CREDITS, GAINS, REFUNDS, AND CONTRIBUTIONS RETURNED TO FILER.....	39
SCHEDULE T: IN-KIND CONTRIBUTIONS OR POLITICAL EXPENDITURES FOR TRAVEL OUTSIDE OF TEXAS.....	40
FORM C/OH-FR: DESIGNATION OF FINAL REPORT	41
GENERAL INFORMATION.....	41
COMPLETING THE FORM.....	42
ADDITIONAL INFORMATION REGARDING EXPENDITURES.....	43
EXAMPLES: REPORTING EXPENDITURES MADE BY CREDIT CARD	43
EXAMPLES: PURPOSE OF EXPENDITURES	46
EXAMPLES: REPORTING EXPENDITURES FROM PERSONAL FUNDS	48
EXAMPLES: REPORTING STAFF REIMBURSEMENT.....	50

GENERAL INSTRUCTIONS

These general instructions apply to all C/OH forms required to be filed under title 15, Texas Election Code, for activity that occurs on or after January 1, 2021. For a report that includes activity occurring before January 1, 2021, you must use the instructions applicable before calendar year 2021, which are available on the Texas Ethics Commission's website at <https://www.ethics.state.tx.us/forms/coh/cohfrm.php>.

IMPORTANT UPDATES

Increased Disclosure Thresholds

On January 1, 2020, the Texas Ethics Commission began adjusting certain reporting thresholds to account for inflation. As directed by section 571.064 of the Texas Election Code, the Commission is required to annually adjust these thresholds upward to the nearest multiple of \$10 in accordance with the percentage increase for the previous year in the Consumer Price Index for Urban Consumers published by the Bureau of Labor Statistics of the United States Department of Labor. Accordingly, one or more thresholds will generally be adjusted each year, depending upon the figures in the index.

These changes will be made effective January 1st of each calendar year; the affected numbers and corresponding new thresholds are located in 1 T.A.C. §18.31, which can be found here: <https://www.ethics.state.tx.us/rules/>. The higher itemization thresholds will be reflected on the paper forms and in these instructions, as applicable.

Please verify that you are using the correct thresholds and forms that apply to your filing. For example, if you are filing a campaign finance report or lobby activities report that is due in January of 2021, you must use the forms and instructions that are applicable to the period ending December 31, 2020.

Contributions Made Electronically Must Be Itemized

Beginning on September 1, 2019, all political contributions that are made electronically and accepted by a filer during the reporting period must be itemized in the filer's campaign finance report. This change is made by House Bill 2586, adopted by the 86th Texas Legislature.

ELECTRONIC FILING

All persons filing campaign finance reports with the Texas Ethics Commission (Commission) are required to file those reports electronically unless the person is eligible to claim an exemption. Please check the Commission's website at <https://www.ethics.state.tx.us> for information about exemptions from the electronic filing requirement.

FILLING OUT THE FORMS

All reports filed on paper must be either handwritten in ink or typewritten. If you complete the report by hand, please print everything other than your signature.

If you are filing with the Commission, and you are eligible to claim an exemption to electronic filing, ***you may use your own computer-generated form*** if it provides for disclosure of all the information required on the Commission's form and it is *substantially identical* in paper size, color, layout, and format. A substitute form that is substantially identical to the Commission's prescribed form must be submitted for pre-approval by the Commission's executive director.

Always file the cover sheet of the campaign finance report form. You need to file only those schedules on which you have information to report.

You must keep an exact copy of each report filed and all records necessary to complete the report for at least two (2) years after the deadline for filing the report.

If you have questions, please call our office at (512) 463-5800.

TEXAS ETHICS COMMISSION GUIDES

The Commission publishes a Campaign Finance Guide for each type of filer. These guides are designed to explain your responsibilities as a filer. The Commission encourages you to read the appropriate guide before you begin accepting political contributions or making or authorizing political expenditures.

PHOTOCOPIES OF FORMS

You may use photocopies of Commission forms. For example, if the space provided on Schedule A1 is insufficient, you may make copies of a blank Schedule A1 form and attach more pages as needed.

FILING DATE

For most reporting deadlines, a document is considered timely filed if it is properly addressed with postage or handling charges prepaid and bears a postmark or receipt mark of a common or contract carrier indicating a time on or before the deadline.

Pre-Election Reports: A report due 30 days before an election and a report due 8 days before an election must be *received* by the appropriate filing authority no later than the report due date.

If you are filing with the Commission, please address your reports and correspondence to the Texas Ethics Commission, P.O. Box 12070, Austin, Texas 78711-2070. For hand-deliveries, the Commission's street address is 201 East 14th Street, Sam Houston Building, 10th Floor, Austin, Texas 78701.

If the due date for a report falls on a Saturday, Sunday, or legal holiday, the report is due on the next regular business day.

FORM C/OH: CANDIDATE/OFFICEHOLDER CAMPAIGN FINANCE REPORT

These instructions are for the CANDIDATE/OFFICEHOLDER CAMPAIGN FINANCE REPORT (Form C/OH). A complete report includes the Form C/OH cover sheet, and any of the following schedules on which there is information to report: A1, A2, B, E, F1, F2, F3, F4, G, H, I, K, and T. A complete Final Report must also include Form C/OH-FR.

Note: Judicial candidates and officeholders must use a different form, Form JC/OH.

GENERAL INFORMATION

Use Form C/OH for filing the following reports:

- Semiannual reports (January 15 and July 15)
- Pre-election reports (30th day before election, 8th day before election)
- Runoff report (8th day before runoff election)
- Exceeded Modified Reporting Limit report
- 15th day after officeholder campaign treasurer appointment
- Final Report

See the instructions for sections 9 and 10 of the Cover Sheet for help in deciding which reports you are required to file.

OFFICEHOLDER ACTIVITY

An officeholder may make officeholder expenditures and accept officeholder contributions without having a campaign treasurer appointment on file. However, an officeholder must have a campaign treasurer appointment on file before the officeholder may make campaign expenditures or accept campaign contributions.

DUTIES OF CANDIDATE OR OFFICEHOLDER

As a candidate or officeholder, you alone, not the campaign treasurer, are responsible for filing this form. Failing to file a report on time or filing an incomplete report may subject you to criminal or civil penalties.

DUTIES OF CAMPAIGN TREASURER

State law does not impose any reporting or record-keeping obligations on a candidate's campaign treasurer.

WHERE TO FILE

This form is filed with the same filing authority with which you were required to file your Campaign Treasurer Appointment (Form CTA). If you are an officeholder who does not have a campaign treasurer appointment on file, file your reports with the same authority with which a candidate for your office must file the campaign treasurer appointment.

FILING A FINAL REPORT

For filing purposes, you are a “candidate” as long as you have an appointment of campaign treasurer on file. If you do not expect to accept any further campaign contributions or to make any further campaign expenditures, you may file a Final Report of contributions and expenditures. A Final Report terminates your appointment of campaign treasurer and relieves you of the obligation of filing further reports *as a candidate*. If you are an officeholder at the time of filing a Final Report, you may be required to file semiannual reports of contributions and expenditures as an officeholder. The only officeholders who are not required to file semiannual reports are officeholders who file locally, who do not have a campaign treasurer appointment on file, *and* who do not exceed \$930 in contributions or expenditures during the reporting period.

If you are not an officeholder at the time of filing a Final Report *and* if you have surplus funds or retain assets purchased with political funds, you will be required to file annual reports of Unexpended Contributions. (*See instructions for Form C/OH-UC.*)

To file a Final Report, you must complete the “C/OH CAMPAIGN FINANCE REPORT” (Form C/OH), check the “final” box in section 9 on the Cover Sheet, and complete and attach the “C/OH REPORT: DESIGNATION OF FINAL REPORT” (Form C/OH- FR).

COMPLETING THE COVER SHEET

Each numbered item in these instructions corresponds to the same numbered item on the form.

PAGE 1

- 1. FILER ID:** If you are filing with the Commission, you were assigned a filer identification number when you filed your initial campaign treasurer appointment. You should have received a letter acknowledging receipt of the form and informing you of your Filer ID. Enter this number wherever you see “FILER ID.” If you do not file with the Commission, you are not required to enter a Filer ID.
- 2. TOTAL PAGES FILED:** After you have completed the form, count the total number of pages of this form and any attached schedules. Enter that number where indicated on the top line of page 1 only. Each side of a two-sided form counts as one page.
- 3. CANDIDATE/OFFICEHOLDER NAME:** Enter your full name, including nicknames and suffixes (e.g., Sr., Jr., III), if applicable.
- 4. CANDIDATE/OFFICEHOLDER MAILING ADDRESS:** Enter your complete mailing address. If your mailing address has changed since you last gave notice of your address, check the “Change of Address” box.
- 5. CANDIDATE/OFFICEHOLDER PHONE:** Enter your phone number including the area code, and your extension, if applicable.

Sections 6 - 8 pertain to a candidate’s campaign treasurer. If you are an officeholder who does not have a campaign treasurer appointment on file, skip these sections.

- 6. CAMPAIGN TREASURER NAME:** Enter the full name of your campaign treasurer, including nicknames and suffixes (e.g., Sr., Jr., III), if applicable.
- 7. CAMPAIGN TREASURER ADDRESS:** Enter the complete address of your campaign treasurer.
- 8. CAMPAIGN TREASURER PHONE:** Enter the phone number of your campaign treasurer including the area code, and the extension, if applicable.
- 9. REPORT TYPE:** Check the box that describes the type of report you are filing, according to the descriptions below. See the instructions for section 10 for the periods covered by each type of report.

January 15 Report: All candidates and most officeholders must file a semiannual report by January 15. The only officeholders who are not required to file this report are officeholders who file locally, who do not have a campaign treasurer appointment on file, *and* who do not exceed \$930 in contributions or expenditures during the reporting period. All candidates and officeholders who file with the Commission must file this report by midnight Central Time on the January 15 report due date. All candidates and officeholders who file locally must file this report by 5 p.m. on the January 15 report due date.

Note: Anyone who has a campaign treasurer appointment (Form CTA) on file must file semiannual reports, even after an election has ended and even if the filer lost the election. To end this semiannual filing requirement, the filer must cease campaign activity and file a Final Report. (See “Final Report” below for more information.)

July 15 Report: All candidates and most officeholders must file a semiannual report by July 15. The only officeholders who are not required to file this report are officeholders who file locally, who do not have a campaign treasurer appointment on file, *and* who do not exceed \$930 in contributions or expenditures during the reporting period.

See “January 15 Report” above for more information on filing requirements and deadlines for semiannual reports.

30th Day Before Election Report: Opposed candidates in an election who did not choose the modified reporting schedule must file this pre-election report. If an opposed candidate chose modified reporting, but then exceeded a threshold before the 30th day before the election, the candidate must file this report.

The report is due no later than 30 days before the election. For all candidates and officeholders who file with the Commission, this report must be received by the Commission no later than midnight Central Time on the report due date. For all candidates and officeholders who file locally, this report must be received by the filing authority no later than 5 p.m. on the report due date.

You are an “opposed” candidate if you have an opponent, including a minor party candidate, whose name is printed on the ballot. If your only opposition is a write-in candidate, you are not considered opposed for filing purposes. If you are a write-in candidate, you are an “opposed” candidate subject to the reporting requirements if you accept political contributions or make political expenditures. Candidates who are unopposed in an election are not required to file pre-election reports for that election.

8th Day Before Election Report: Opposed candidates in an election who did not choose the modified reporting schedule must file this pre-election report. If an opposed candidate chose modified reporting but then exceeded a threshold before the 8th day before the election, the candidate must file this report.

The report is due no later than 8 days before the election. For all candidates and officeholders who file with the Commission, this report must be received by the Commission no later than midnight Central Time on the report due date. For all candidates and officeholders who file locally, this report must be received by the filing authority no later than 5 p.m. on the report due date.

See “30th Day Before Election Report” above for the definition of an opposed candidate.

Runoff Report: Opposed candidates who are participating in a runoff election and who did not choose the modified reporting schedule must file this runoff report. The report is due no later than 8 days before the runoff election. For all candidates and officeholders who file with Commission, this report must be received by the Commission no later than midnight Central Time on the report due date. For all candidates and officeholders who file

locally, this report must be received by the filing authority no later than 5 p.m. on the report due date.

See “30th Day Before Election Report” above for the definition of an opposed candidate.

Exceeded Modified Reporting Limit Report: Candidates who chose to file under the modified reporting schedule but then, after the 30th day before the election, exceeded \$930 in contributions or \$930 in expenditures in connection with the election must file this Exceeded Modified Reporting Limit report within 48 hours after exceeding the \$930 limit. The candidate must meet this deadline even if it falls on a weekend or a holiday.

15th Day After Campaign Treasurer Appointment Report (Officeholders Only): An officeholder must file this report if he or she appoints a campaign treasurer after a period of not having a campaign treasurer appointment (Form CTA) on file. For all officeholders who file with Commission, this report is due no later than midnight Central Time on the 15th day after an officeholder files Form CTA with the Commission. For all officeholders who file locally, this report is due no later than 5 p.m. on the 15th day after an officeholder files Form CTA with the filing authority. It is not required of officeholders who are merely changing their campaign treasurer. It is not required of an officeholder who files locally if the officeholder did not exceed \$930 in either contributions or expenditures during the period covered by the report. Candidates who are not officeholders do not file this report.

Final Report: A person who has a campaign treasurer appointment on file may file this report when he or she does not expect to accept any further campaign contributions or make or authorize any further campaign expenditures. There is not a fixed deadline for this report. This report must have a completed “C/OH REPORT: DESIGNATION OF FINAL REPORT” (Form C/OH-FR) attached.

A candidate must have a CTA on file to accept campaign contributions or make campaign expenditures, including contributions intended to offset campaign debts or expenditures made to pay campaign debts. A candidate who intends to continue campaign activity should not file a Final Report.

A Final Report terminates a candidate’s CTA and relieves the candidate from any additional filing obligations as a candidate. Officeholders who file a Final Report will still be subject to the filing requirements applicable to officeholders. A person who is not an officeholder but who has surplus political funds or assets after filing a Final Report will be required to file annual Unexpended Contribution reports. (See “Form C/OH-FR: Designation of Final Report” for more information.) A candidate or officeholder who does not have a CTA on file may still be required to file a personal financial statement (PFS).

Filing a Final Report does not relieve a candidate of responsibility for any delinquent reports or outstanding civil penalties.

Daily Pre-Election Report of Contributions: A candidate or officeholder who files with the Commission may be required to file daily pre-election reports disclosing contributions during the period beginning the 9th day before an election and ending at 12 noon on the day before the election. This information can be disclosed on Form C/OH-T. For more information, please see the instructions for Form C/OH-T.

Legislative Special Session Report: A candidate or officeholder who files with the Commission and who accepts a political contribution during the period beginning on the date the governor signs the proclamation calling a special legislative session and continuing through the date of final adjournment is required to file a report after a special session of the legislature. This information can be disclosed on Form C/OH-SS. For more information, please see the instructions for Form C/OH-SS.

10. PERIOD COVERED: A reporting period includes the start date and the end date. The *due date* for filing will generally be *after* the end of the period. Generally, a report picks up where the last report left off, and there should be no gaps or overlapping periods. The exceptions are Daily Pre-election reports, which do create overlaps because you are required to report the activity twice.

First Reports: If this is the first report of contributions and expenditures that you have filed, the beginning date will depend on the date your campaign treasurer appointment (Form CTA) was filed or the date you took office.

- If you are a candidate (a person who has filed a Form CTA) and you are filing your first report, the start date will be the date your Form CTA was filed.
- If you are an officeholder who was appointed to an elective office and who did not have a Form CTA on file at the time of the appointment, the start date for your first report will be the date you took office.

January 15th Semiannual Report: The start date is July 1 of the previous year or the day after the last day covered by your last required report, whichever is later. If this is the first report you have filed, please see the “First Reports” section above. The end date is December 31 of the previous year.

July 15th Semiannual Report: The start date is January 1 or the day after the last day covered by your last required report, whichever is later. If this is the first report you have filed, please see the “First Reports” section above. The end date is June 30.

30th Day Before Election Report: The start date is the day after the last day covered by your last required report. If this is the first report you have filed, please see the “First Reports” section above. The end date is the 40th day before the election. This report is not required for unopposed candidates or candidates who are filing under the modified reporting schedule.

8th Day Before Election Report: The start date is the 39th day before the election if you filed a 30th Day Before Election Report. If you did not file the 30th Day Before Election Report, the day after the last day covered by your last required report is the start date. If this is the first report you have filed, please see the “First Reports” section above. The end date is the 10th day before the election. This report is not required for unopposed candidates or candidates who are filing under the modified reporting schedule.

Runoff Report: The start date is the 9th day before the main election if you filed an 8th Day Before Election Report. Otherwise, the start date is the day after the last day covered by your last required report or the day you appointed a campaign treasurer,

whichever is later. The end date is the 10th day before the runoff election. This report is not required for candidates who are filing under the modified reporting schedule.

Exceeded ~ Modified Reporting Limit Report: The start date for the report is either the day you appointed your campaign treasurer or the day after the last day covered by your last required report, whichever is later. The end date is the day you exceeded the \$930 limit for contributions or expenditures.

15th Day After Campaign Treasurer Appointment Report (Officeholders Only): The start date is either the day after the last day covered by your last required report or the day you began serving an appointment to elective office. The end date is the day before the campaign treasurer appointment was filed. This report is due no later than 15 days after the campaign treasurer appointment was filed.

Final Report: The start date is the day after the last day covered by your last required report. The end date is the day the final report is filed.

If you are an officeholder without a campaign treasurer appointment on file, or if you have a campaign treasurer appointment on file but you are not a candidate in an upcoming election and were not a candidate in a recent election, you may skip Section 11.

11. ELECTION: If you are a candidate in an upcoming election or were a candidate in a recently held election, provide the following information concerning the upcoming or recent election.

Election Date: Enter the month, day, and year of the election for which this report is filed, if known.

Candidate in an Upcoming Election: If the political activity in the report primarily pertains to an upcoming election, provide the date of the upcoming election in which you intend to participate as a candidate that most immediately follows the deadline for this report.

Candidate in a Recently Held Election: If the political activity in this report primarily pertains to a recently held election, provide the date of the recently held election in which you participated as a candidate that most immediately precedes the deadline for this report.

Election Type: Check the box next to the type of election that most accurately describes the election for which this report is filed.

Primary: An election held by a political party to select its nominees for office.

Runoff: An election held if no candidate for a particular office receives the vote necessary to be elected in an election requiring a majority vote.

General: An election, other than a primary election, that regularly occurs at fixed dates.

Special: An election that is neither a general election nor a primary election nor a runoff election.

Other: If none of the listed election types apply, check “Other” and provide your own description of the election for which the report is filed.

- 12. OFFICE HELD:** If you are an officeholder, please enter the office you currently hold. Include the district, precinct, or other designation for the office, if applicable.
- 13. OFFICE SOUGHT:** If you are a candidate in an upcoming election, please enter the office you seek. If you were a candidate in a recently held election, but were unsuccessful or are not currently an officeholder, please enter the office you sought during the election that most immediately precedes the deadline for this report. Include the district, precinct, or other designation for the office, if applicable.
- 14. NOTICE FROM POLITICAL COMMITTEE(S):** Complete this section if you received notice from a political committee that it accepted political contributions or made political expenditures on your behalf. You are required to disclose the receipt of such a notice in the report covering the period in which you receive the notice. If you have not received such notice, you may skip this section.

The political committee is required to include in the notice the full name and address of the committee, the full name and address of the committee’s campaign treasurer, and a statement indicating whether the committee is a general-purpose committee or a specific-purpose committee. If the notice also describes the expenditure, do not include the description in this section.

“Additional Pages” box: If you received notice from more than one committee, check this box and attach an additional page listing the names and addresses of the other committees and of their campaign treasurers.

Committee Type:

“General” box: Check this box if the notice is from a general-purpose committee.

“Specific” box: Check this box if the notice is from a specific-purpose committee.

Committee Name: Enter the full name of the committee as reported in the notice.

Committee Address: Enter the address of the committee as reported in the notice.

Committee Campaign Treasurer Name: Enter the name of the committee’s campaign treasurer as reported in the notice.

Committee Campaign Treasurer Address: Enter the address of the committee’s campaign treasurer as reported in the notice.

PAGE 2

15. C/OH (CANDIDATE/OFFICEHOLDER) NAME: Enter your full name.

16. FILER ID: See instructions for section 1.

17. TOTALS: Complete this section only after you have completed all applicable schedules.

Line 1- Total Unitemized Political Contributions: Enter the total of all unitemized contributions (other than pledges, loans, guarantees of loans, or contributions made electronically) of \$90 or less. Do not include any contributions itemized on Schedules A1 or A2 or any contribution made electronically. Enter a “0” if you did not receive any unitemized contributions during the period covered.

On Schedules A1 and A2, you are required to itemize political contributions that totaled more than \$90 from one person and any political contribution that is made electronically. You also may itemize contributions of \$90 or less from one person. Do not include any itemized contributions in the total entered on line 1, regardless of amount.

Line 2- Total Political Contributions: Add the total contributions listed on Schedules A1 and A2 to the amount you entered on line 1. Enter that total on line 2. Enter a “0” if you did not receive any contributions during the period covered.

Line 3- Total Unitemized Political Expenditures: Enter the total of all unitemized political expenditures of \$190 or less. Do not include any expenditures itemized on Schedules F1, F2, F3, F4, G, or H. Enter a “0” if you did not make any unitemized expenditures during the period covered.

On Schedule F1, you were required to itemize political expenditures that totaled more than \$190 to one payee. You also had the option of itemizing expenditures totaling \$190 or less to one payee. Do not include any expenditures itemized on Schedule F1 in the total entered on line 3, regardless of amount.

On Schedule F2, you were required to itemize incurred but not yet paid political expenditures that totaled more than \$190 to one payee. You also had the option of itemizing incurred political expenditures totaling \$190 or less to one payee. Do not include any political or non-political expenditures itemized on Schedule F2 in the total entered on line 3, regardless of amount.

On Schedule F4, you were required to itemize political expenditures made by a credit card that totaled more than \$190 to one payee. You also had the option of itemizing political expenditures totaling \$190 or less to one payee. Do not include any political or non-political expenditures itemized on Schedule F4 in the total entered on line 3, regardless of amount.

On Schedule G, you were required to itemize political expenditures from personal funds if you intend to seek reimbursement from political contributions. Do not include any expenditures itemized on Schedule G in the total entered on line 3, regardless of amount.

On Schedule H, you were required to itemize payments from political contributions made to certain businesses. Do not include any expenditures itemized on Schedule H in the total entered on line 3, regardless of amount.

Line 4- Total Political Expenditures: Add the following:

- (a) the total expenditures itemized on Schedule F1;
- (b) the total political expenditures itemized on Schedule F2;
- (c) the total political expenditures itemized on Schedule F4;
- (d) the total political expenditures itemized on Schedule G;
- (e) the total political expenditures itemized on Schedule H; and
- (f) the amount you entered on line 3.

Enter that total on line 4.

Enter a “0” if you did not make any expenditures during the period covered.

Line 5- Total Political Contributions Maintained: Enter the total amount of political contributions, including interest or other income on those contributions, maintained as of the last day of the reporting period. Enter “0” if you do not maintain political contributions, including interest or other income on those contributions, as of the last day of the reporting period. This is different from the total contributions reported on line 2. Only contributions accepted during the period covered by the report are entered on line 2.

The law requires you to disclose the total amount of political contributions accepted, including interest or other income on those contributions, maintained in one or more accounts in which political contributions are deposited as of the last day of the reporting period.

The “total amount of political contributions maintained” includes the total amount of political contributions maintained in one or more accounts, including the balance on deposit in banks, savings and loan institutions and other depository institutions; the present value of any investments that can be readily converted to cash, such as certificates of deposit, money market accounts, stocks, bonds, treasury bills, etc.; and the balance of political contributions accepted and held in any online fundraising account over which the filer can exercise control by making a withdrawal, expenditure, or transfer.

The total amount of political contributions maintained does *not* include personal funds that the filer intends to use for political expenditures, *unless* the personal funds have been disclosed as a loan to your campaign and deposited into an account in which political contributions are held as permitted by section 253.0351(c) of the Election Code. Any unexpended funds from such a loan are required to be included in the total amount of political contributions maintained as of the last day of the reporting period.

Note: Personal funds deposited in an account in which political contributions are held are subject to the personal use restrictions.

Line 6- Total Principal Amount of All Outstanding Loans: Enter the aggregate outstanding principal amount of all loans accepted for campaign or officeholder purposes as of the last day of the reporting period. Enter a “0” if you did not accept any loans during the period covered and have no outstanding loans as of the last day of the reporting period. This is different from the information reported on Schedule E. This line must include outstanding principal of loans made in this reporting period as well as outstanding principal of loans made previously.

18. SIGNATURE: Complete this section only after you have completed all applicable sections and schedules. You must always sign a report that you file. You must complete this section even if you have no schedules to attach. *Only the candidate or officeholder filing the report may sign the report.*

If you are using the paper form, fill this section out by hand after you finish the rest of this report. You have the option to either: (1) take the completed form to a notary public where you will sign above the first line that says “Signature of Candidate/Officeholder (Declarant)” (an electronic signature is not acceptable) and your signature will be notarized, or (2) sign above both lines that say “Signature of Candidate/Officeholder (Declarant)” (an electronic signature is not acceptable), and fill out the unsworn declaration section.

PAGE 3

19. C/OH (CANDIDATE/OFFICEHOLDER) NAME: Enter your full name.

20. FILER ID: See instructions for section 1.

21. SCHEDULE SUBTOTALS: Complete this section only after you have completed all applicable schedules.

Check the appropriate boxes to indicate which schedules are attached to your report. If a schedule is not included in the report, leave the check box blank.

Line 1- Schedule A1: Add the total amount of contributions itemized on Schedule A1 to the amount of unitemized monetary political contributions accepted during the period covered. Enter that total on line 1. Enter a “0” if you did not accept any contributions during the period covered.

Line 2- Schedule A2: Add the total amount of non-monetary in-kind contributions itemized on Schedule A2 to the amount of unitemized non-monetary in-kind contributions accepted during the period covered. Enter that total on line 2. Enter a “0” if you did not accept any non-monetary in-kind contributions during the period covered.

Line 3- Schedule B: Add the total amount of pledged contributions itemized on Schedule B to the amount of unitemized pledged contributions accepted during the

period covered. Enter that total on line 3. Enter a “0” if you did not accept any pledged contributions during the period covered.

Line 4- Schedule E: Add the total amount of loans itemized on Schedule E to the amount of unitemized loans accepted during the period covered. Enter that total on line 4. Enter a “0” if you did not accept any loans during the period covered.

Line 5- Schedule F1: Add the total amount of political expenditures from political contributions itemized on Schedule F1 to the amount of unitemized political expenditures from political contributions made during the period covered. Enter that total on line 5. Enter a “0” if you did not make any political expenditures from political contributions during the period covered.

Line 6- Schedule F2: Add the total amount of unpaid incurred obligations itemized on Schedule F2 to the amount of unitemized unpaid obligations incurred during the period covered. Enter that total on line 6. Enter a “0” if you did not incur any unpaid obligations during the period covered.

Line 7- Schedule F3: Enter the total amount of investments purchased from political contributions itemized on Schedule F3. Enter a “0” if you did not purchase any investments from political contributions during the period covered.

Line 8- Schedule F4: Add the total amount of expenditures made by a credit card itemized on Schedule F4 to the amount of unitemized expenditures made by a credit card during the period covered. Enter that total on line 8. Enter a “0” if you did not make any expenditures by credit card during the period covered.

Line 9- Schedule G: Add the total amount of political expenditures from personal funds itemized on Schedule G to the amount of unitemized political expenditures from personal funds made during the period covered. Enter that total on line 9. Enter a “0” if you did not make any political expenditures from personal funds during the period covered.

Line 10- Schedule H: Enter the total amount of payments from political contributions to a business of the candidate or officeholder itemized on Schedule H. Enter a “0” if you did not make any payments from political contributions to a business of the candidate or officeholder during the period covered.

Line 11- Schedule I: Enter the total amount of non-political expenditures from political contributions itemized on Schedule I. Enter a “0” if you did not make any non-political expenditures from political contributions during the period covered.

Line 12- Schedule K: Enter the total amount of interests, credits, gains, refunds, and contributions returned to the filer itemized on Schedule K. Enter a “0” if you did not have any such activity during the period covered.

SCHEDULE A1: MONETARY POLITICAL CONTRIBUTIONS

These instructions are for candidates and officeholders using SCHEDULE A1: MONETARY POLITICAL CONTRIBUTIONS.

Use this schedule to disclose information about monetary campaign and officeholder contributions accepted during the reporting period. Do not enter on this schedule information on non-monetary, in-kind contributions, pledges, loans, or guarantees of loans. Once you actually receive pledged money, it must be reported on Schedule A1. (Report non-monetary, in-kind contributions on Schedule A2; report pledges on Schedule B; report loans and guarantees of loans on Schedule E.)

Itemization: You must enter incoming monetary contributions that exceed \$90 from one person, and any monetary contribution made electronically, during a reporting period on this schedule. If you accepted two or more contributions from the same person, the total of which exceeds \$90, enter each contribution separately. Although you are not required to do so, you may also report contributions from one person that do not exceed \$90 in the period on this schedule. If you do not itemize contributions of \$90 and less on this schedule, you must total all such contributions and report them on the Cover Sheet, page 2, section 17, line 1.

Each numbered item in these instructions corresponds to the same numbered item on the form.

- 1. TOTAL PAGES SCHEDULE A1:** After you have completed Schedule A1, count the total number of pages. Each side of a two-sided form counts as one page.
- 2. FILER NAME:** Enter your full name.
- 3. FILER ID:** See instructions for Cover Sheet, page 1, section 1.
- 4. DATE:** Enter the date you *accepted* the contribution. Accepting a contribution is different from receiving a contribution. You accept a contribution when you decide to accept it rather than reject it. This may or may not be the same day that you receive the contribution.
- 5. FULL NAME OF CONTRIBUTOR:** Enter the full name of the contributor. If the contributor is an individual, enter the full first and last name, and suffix (Jr., III, etc.) if applicable. If the contributor is an entity, enter the full name of the entity.

“Out-of-State PAC” box: If the contributor is an out-of-state political committee, check the box. Certain restrictions apply to contributions from out-of-state PACS. The fact that a political committee has a mailing address outside of Texas does not mean that the committee is an out-of-state PAC for purposes of these restrictions. A political committee that has a campaign treasurer appointment on file in Texas is not an out-of-state PAC. A political committee that makes most of its political expenditures outside of Texas may be an out-of-state PAC. A political committee must determine if it is an out-of-state PAC.

If the contributor is an out-of-state political committee from which you accepted more than \$930 in the reporting period (including pledges or loans from sources other than financial institutions that have been in business for more than a year), you must include one of the following with your report:

- a written statement, certified by an officer of the out-of-state political committee, listing the full name and address of each person who contributed more than \$190 to the out-of-state political committee during the 12 months immediately preceding the contribution; *or*
- a copy of the out-of-state political committee’s statement of organization filed as required by law with the FEC and certified by an officer of the out-of-state committee.

If the contributor is an out-of-state political committee from which you accepted \$930 or less (including pledges) during the reporting period, you must include one of the following with your report:

- a copy of the out-of-state political committee’s statement of organization filed as required by law with the FEC and certified by an officer of the out-of-state committee; *or*
- a document listing the committee’s name, address and phone number; the name of the person appointing the committee’s campaign treasurer; and the name, address and phone number of the committee’s campaign treasurer.

“ID #” Line (Electronic Filing Only): If you are filing your report electronically, you may enter in this field the out-of-state committee's Federal Election Commission (FEC) identification number. If you do not have an FEC # for the out-of-state PAC or are not filing electronically with the Commission, you must provide other documentation as explained above.

- 6. CONTRIBUTOR ADDRESS:** Enter the complete address of the contributor.
- 7. AMOUNT OF CONTRIBUTION:** Enter the amount of the contribution.
- 8. PRINCIPAL OCCUPATION OR JOB TITLE:** Candidates for and holders of statewide offices in the executive branch and candidates for and holders of legislative offices must disclose the principal occupation or job title of an individual from whom the candidate or officeholder has accepted contributions (including pledges) of \$930 or more during the reporting period. In other circumstances, filers are not required to report this information but may do so.
- 9. EMPLOYER:** Candidates for and holders of statewide offices in the executive branch and candidates for and holders of legislative offices must disclose the employer of an individual from whom the candidate or officeholder has accepted contributions (including pledges) of \$930 or more during the reporting period. In other circumstances, filers are not required to report this information but may do so.

SCHEDULE A2: NON-MONETARY (IN-KIND) POLITICAL CONTRIBUTIONS

These instructions are for candidates and officeholders using SCHEDULE A2: NON-MONETARY (IN-KIND) POLITICAL CONTRIBUTIONS.

Use this schedule to disclose information about non-monetary, in-kind campaign and officeholder contributions received during the reporting period. An in-kind contribution is a contribution of goods, services, or any other thing of value ***other than money*** that is given to your campaign. You are not required to include contributions of an individual’s personal services or travel if the individual receives no compensation from any source for the services. Do not enter on this schedule information on monetary political contributions, pledges, loans, or guarantees of loans. Once you actually receive a pledged in-kind contribution, it must be reported on Schedule A2. (Report monetary contributions on Schedule A1; report pledges on Schedule B; report loans and guarantees of loans on Schedule E.)

Itemization: You must enter non-monetary (in-kind) contributions of goods, services, or other things of value that exceed \$90 from one person, and any non-monetary contribution made electronically, during a reporting period on this schedule. If you accepted two or more non-monetary contributions from the same person, the total of which exceeds \$90, enter each contribution separately. Although you are not required to do so, you may also report contributions from one person that do not exceed \$90 in the period on this schedule. If you do not itemize contributions of \$90 and less on this schedule, you must total all such contributions and report them on the Cover Sheet, page 2, section 17, line 1.

Each numbered item in these instructions corresponds to the same numbered item on the form.

1. **TOTAL PAGES SCHEDULE A2:** After you have completed Schedule A2, count the total number of pages. Each side of a two-sided form counts as one page.
2. **FILER NAME:** Enter your full name.
3. **FILER ID:** See instructions for Cover Sheet, page 1, section 1.
4. **TOTAL OF UNITEMIZED IN-KIND POLITICAL CONTRIBUTIONS:** Enter the total amount of in-kind political contributions of \$90 or less that you accepted during the period covered that are not itemized on this schedule. If you choose to itemize an in-kind contribution of \$90 or less on this schedule, do not include it in this total. All contributions made electronically must be itemized.
5. **DATE:** See instructions for Schedule A1, section 4.
6. **FULL NAME OF CONTRIBUTOR:** See instructions for Schedule A1, section 5.
“Out-of-State PAC” box: See instructions for Schedule A1, section 5.
7. **CONTRIBUTOR ADDRESS:** Enter the complete address of the contributor.
8. **AMOUNT OF CONTRIBUTION:** Enter the fair market value of the in-kind contribution.

9. IN-KIND CONTRIBUTION DESCRIPTION: Enter a description of the contribution. The description should be sufficiently detailed to allow a person reviewing your report to understand what was contributed.

“Travel Outside of Texas” box: If the contribution was for travel outside of Texas, please check the box and *report this information on Schedule T.*

10. PRINCIPAL OCCUPATION OR JOB TITLE: See instructions for Schedule A1, section 8.

11. EMPLOYER: See instructions for Schedule A1, section 9.

Sections 12-16 pertain to judicial candidates and officeholders only. Do not complete these sections. If you are a judicial candidate or officeholder, please use form JC/OH and the corresponding instructions.

SCHEDULE B: PLEDGED CONTRIBUTIONS

These instructions are for candidates and officeholders using SCHEDULE B: PLEDGED CONTRIBUTIONS.

Use this schedule to disclose information about pledges accepted during the reporting period for campaign or officeholder purposes. You are not required to include pledges of an individual's personal services or travel if the individual receives no compensation from any source for the services. Do not enter on this schedule information on contributions actually received, loans, or guarantees of loans. (Report contributions actually received on Schedule A1 or Schedule A2, as applicable; report loans and guarantees of loans on Schedule E.)

If you accept a pledge from a person to give you money, goods, services, or anything of value, that pledge is a reportable contribution and you must include the pledge on this schedule for the report covering the period in which you accept the pledge.

Itemization: You must itemize pledges that exceed \$90 in the aggregate from one person during the reporting period. If you received pledges totaling more than \$90 from one person during the reporting period, you must itemize all of those pledges, even if individual pledges were for \$90 or less. Although you are not required to do so, you may also itemize pledges for \$90 or less from one person. You must also disclose the receipt of the pledged contribution on Schedule A1 (used for monetary contributions) or A2 (used for non-monetary contributions), as applicable, in the reporting period in which you actually receive the pledged money or thing of value. If the pledge is accepted and received in the same reporting period, it is not required to be reported on Schedule B.

Note: See the Campaign Finance Guide for more information on pledges.

Each numbered item in these instructions corresponds to the same numbered item on the form.

- 1. TOTAL PAGES SCHEDULE B:** After you have completed Schedule B, count the total number of pages. Each side of a two-sided form counts as one page.
- 2. FILER NAME:** Enter your full name.
- 3. FILER ID:** See instructions for Cover Sheet, page 1, section 1.
- 4. TOTAL OF UNITEMIZED PLEDGES:** Enter the total amount of pledges that you accepted during the period that did not exceed \$90 in the aggregate per person. Although you are not required to do so, you may also itemize pledges of \$90 or less on this schedule. If you itemize some pledges of \$90 or less, do not include those pledges in the total entered here. If you choose to itemize all pledges of \$90 or less, do not enter a total amount here.
- 5. DATE:** Enter the date you *accepted* the pledge. Accepting a pledge is different from receiving a contribution. You accept a pledge when you decide to accept it rather than reject it.

Pledge accepted and received in different reporting periods: If you accept a pledge in one reporting period and then receive the pledged money or other thing of value in a later reporting period, you will disclose the pledge on this schedule in

the reporting period in which you accepted the pledge. You will also disclose the receipt of the pledged money or other thing of value on the appropriate incoming funds schedule (report monetary contributions on Schedule A1; report in-kind contributions on Schedule A2; report loans on Schedule E) in the reporting period in which you received the pledge.

Pledge received in same reporting period as accepted: If you receive a pledge in the same reporting period in which it was accepted, then you will not report the pledge on this schedule. You will only disclose the contribution on the appropriate incoming funds schedule (report monetary contributions on Schedule A1; report in-kind contributions on Schedule A2; report loans on Schedule E). The date of the contribution will be the date you accepted the pledged contribution, regardless of when the pledged contribution was actually received.

Pledge accepted but never received: You will disclose the pledge on this schedule in the reporting period in which you accepted the pledge. If you never actually receive the pledge, it is not necessary to correct your report to delete the pledge.

Example: In June a supporter promises that he will give Juan Garcia \$1,000 in the last week before the November election. Juan accepts his promise. Juan must disclose the pledge on his July 15 report covering the period in which he accepted the pledge. (Note: When he receives the \$1,000, he will disclose it as a monetary contribution on Schedule A1 of the report covering the period in which he received the money. Also, if he never receives the \$1,000, he does not correct/amend his report to delete the entry for the pledge.)

6. FULL NAME OF PLEDGOR: Enter the full name of the person who made the pledge.

“Out-of-State PAC” box: See instructions for Schedule A1, section 5.

7. PLEDGOR ADDRESS: Enter the complete address of the person who made the pledge.

8. AMOUNT OF PLEDGE: Enter the amount of the pledge or the fair market value of any pledged goods or services or other thing of value, as applicable.

9. IN-KIND DESCRIPTION: If the pledge was for goods or services or any other thing of value, enter a description of the pledged goods or services or other thing of value. The description should be sufficiently detailed to allow a person reviewing your report to understand what was pledged.

“Travel Outside of Texas” box: If the pledged contribution was an in-kind contribution for travel outside of Texas, please check the box and *report this information on Schedule T.*

10. PRINCIPAL OCCUPATION OR JOB TITLE: See instructions for Schedule A1, section 8.

11. EMPLOYER: See instructions for Schedule A1, section 9.

You do not need Schedules C1-4 and D. These schedules are for political committees to report contributions from corporations and labor organizations. Candidates and officeholders are generally prohibited from accepting such contributions.

SCHEDULE E: LOANS

These instructions are for candidates and officeholders using SCHEDULE E: LOANS.

Use this schedule to disclose information about loans and guarantees of loans accepted during the reporting period for campaign or officeholder purposes. This schedule must also be used to disclose deposits of personal funds into an account in which political contributions are held as permitted by section 253.0351(c) of the Election Code. This schedule may also be used to disclose political expenditures from personal funds.

Loans to Your Campaign from Your Personal Funds: You may disclose political expenditures from personal funds as a loan to your campaign on Schedule E. Outgoing political expenditures made from that loan must then be disclosed as if they were made from political contributions. The amount you disclose as a loan from yourself in a reporting period may NOT exceed the amount you actually spent from personal funds in that reporting period. In other words, do not report a \$100,000 loan to your campaign if the amount actually spent from your personal funds in the reporting period was \$5,000. When you reimburse yourself, disclose the reimbursement as an outgoing political expenditure on Schedule F1. The reimbursement may not exceed the amount disclosed as a loan. (You may also disclose political expenditures from personal funds on Schedule G. See the Schedule G instructions below for more information.)

Personal Funds Deposited into a Political Account: If you deposit personal funds in an account in which political contributions are held, you must disclose the deposited amount as a loan on Schedule E and check the box indicating "Personal Funds Deposited into Political Account." Personal funds deposited in an account in which political contributions are held are subject to the personal use restriction. Disclose the outgoing political expenditures made from that loan as if they were made from political contributions. When you reimburse yourself, disclose the reimbursement as an outgoing political expenditure on Schedule F1. The reimbursement may not exceed the amount disclosed as a loan.

Itemization: You must itemize loans (including loans from personal funds) that exceed \$90 that you accepted during the period from one person. If you accepted two or more loans from the same person, the total of which exceeds \$90, itemize each loan separately. You must also itemize loans that are made electronically by a person other than a financial institution. Although you are not required to do so, you may also itemize any other loans that do not exceed \$90.

Each numbered item in these instructions corresponds to the same numbered item on the form.

- 1. TOTAL PAGES SCHEDULE E:** After you have completed Schedule E, count the total number of pages. Each side of a two-sided form counts as one page.
- 2. FILER NAME:** Enter your full name.
- 3. FILER ID:** See instructions for Cover Sheet, page 1, section 1.

- 4. TOTAL OF UNITEMIZED LOANS:** Enter the total amount of loans accepted during the reporting period that did not exceed \$90 in the aggregate per person and were not from financial institutions, unless the loans were made electronically.

Although you are not required to do so, you may itemize loans of \$90 or less from persons other than financial institutions on this schedule. If you itemize some loans of \$90 or less, do not include those loans in the total you enter here. If you choose to itemize all loans of \$90 or less, enter a “0” here.

- 5. DATE OF LOAN:** Enter the date you *accepted* the loan.
- 6. IS LENDER A FINANCIAL INSTITUTION?:** If you accepted the loan from a corporation that has been legally engaged in the business of making loans for more than one year, circle “Y” for yes. If you accepted the loan from any other source, circle “N” for no. A loan from a corporation that has not been legally engaged in the business of making loans for more than one year is a corporate contribution. Candidates and officeholders may not accept corporate contributions.
- 7. NAME OF LENDER:** Enter the full name of the person or financial institution that made the loan. If the lender is an individual, enter the full first and last name and suffix (Jr., III, etc.) if applicable. If the lender is an entity, enter the full name of the entity.

“Out-of-State PAC” box: See instructions for Schedule A1, section 5.

Note: See the Campaign Finance Guide for detailed information on accepting and reporting contributions from out-of-state political committees.

- 8. LENDER ADDRESS:** Enter the complete address of the person or financial institution that made the loan.
- 9. LOAN AMOUNT:** Enter the principal amount of the loan.
- 10. INTEREST RATE:** Enter the interest rate.
- 11. MATURITY DATE:** Enter the maturity date.
- 12. PRINCIPAL OCCUPATION OR JOB TITLE:** Candidates for and holders of statewide offices in the executive branch and candidates for and holders of legislative offices must disclose the principal occupation or job title of each individual from whom the candidate or officeholder has accepted a loan (including a pledge of a loan) of \$930 or more during the reporting period. Other types of filers are not required to report this information but may do so.
- 13. EMPLOYER:** Candidates for and holders of statewide offices in the executive branch and candidates for and holders of legislative offices must disclose the full name of the employer of an individual from whom the candidate or officeholder has accepted a loan (including a pledge of a loan) of \$930 or more during the reporting period. Other types of filers are not required to report this information but may do so.

- 14. DESCRIPTION OF COLLATERAL:** If there is no collateral for the loan, check the “none” box and go to section 15. If there is collateral for the loan, enter a description of the collateral for the loan.
- 15. “Check if personal funds were deposited into political account” box:** Check this box *only if* the loan is a deposit of your personal funds into an account in which political contributions are held as permitted by section 253.0351(c) of the Election Code. Political expenditures made from that loan, and any subsequent expenditures to reimburse the candidate or officeholder, must be reported as if they were made from political contributions. The reimbursement may not exceed the amount reported as a loan. Personal funds deposited in an account in which political contributions are held are subject to the personal use restrictions.
- 16. GUARANTOR INFORMATION:** If there are no guarantors for the loan, check the “Not Applicable” box and go to the next loan. If you have no further loans to report, go to the next applicable schedule.

A person who guarantees all or part of a loan makes a reportable contribution in the amount of the guarantee. You must report such a contribution on this schedule, and not on the contributions schedule.

- 17. NAME OF GUARANTOR:** Enter the full name of the person guaranteeing the loan. If the guarantor is an individual, enter the full first and last name and suffix (Jr., III, etc.) if applicable. If the guarantor is an entity, enter the full name of the entity.
- 18. GUARANTOR ADDRESS:** Enter the complete address of the guarantor.
- 19. AMOUNT GUARANTEED:** Enter the dollar amount of the loan that the guarantor has agreed to guarantee.
- 20. PRINCIPAL OCCUPATION:** Enter the principal occupation of the guarantor.
- 21. EMPLOYER:** Enter the employer of the guarantor.

SCHEDULE F1: POLITICAL EXPENDITURES FROM POLITICAL CONTRIBUTIONS

These instructions are for candidates and officeholders using SCHEDULE F1: POLITICAL EXPENDITURES FROM POLITICAL CONTRIBUTIONS.

Use this schedule to disclose information about political expenditures from political contributions that were made during the reporting period. Do not enter on this schedule unpaid incurred obligations, political expenditures made from personal funds, the purchase of investments from political contributions, expenditures made by credit card, or payments from political contributions made to a business that you own or control. (Report unpaid incurred obligations on Schedule F2; report expenditures from personal funds on Schedule G; report the purchase of investments from political contributions on Schedule F3; report expenditures made by credit card on Schedule F4; and report payments from political contributions made to a business that you own or control on Schedule H.)

Expenditures Made by Credit Card: You must disclose expenditures charged to a credit card on Schedule F4 and *not* on this schedule. When you pay the credit card bill, you must disclose the payment to the credit card company on Schedule F1 (used for political payments from political contributions), Schedule G (used for political payments from personal funds), Schedule H (used for payments from political contributions made to a business that you own or control), or Schedule I (used for nonpolitical payments from political contributions), as applicable. See instructions for Schedule F4: [Expenditures Made by Credit Card](#) for more information.

See the *Campaign Finance Guide for Candidates and Officeholders* for important restrictions regarding the use of political funds to rent or purchase real property.

Itemization: You must enter expenditures paid to one individual or entity during a reporting period that in the aggregate exceed \$190 on this schedule. If you made more than one expenditure to the same payee, the total of which exceeded \$190, enter each expenditure separately. Although you are not required to do so, you may also report expenditures to one person that do not exceed \$190 in the period on this schedule. If you choose not to itemize expenditures of \$190 and less on this schedule, you must total all unitemized expenditures and report them on the Cover Sheet, page 2, section 17, line 3.

Each numbered item in these instructions corresponds to the same numbered item on the form.

- 1. TOTAL PAGES SCHEDULE F1:** After you have completed Schedule F1, count the total number of pages. Each side of a two-sided form counts as one page.
- 2. FILER NAME:** Enter your full name.
- 3. FILER ID:** See instructions for Cover Sheet, page 1, section 1.
- 4. DATE:** Enter the date the expenditure payment was made. Remember: Expenditure obligations you incurred in this reporting period *but have not yet paid* are entered on Schedule F2. Expenditures made by credit card are entered on Schedule F4.
- 5. PAYEE NAME:** Enter the full name of the person to whom the expenditure was made.

Note: If you make an expenditure for goods or services to benefit another candidate, officeholder, or committee, enter the name of the vendor who sold you the goods or services. Do not enter the name of the person for whose benefit you made the expenditure. Include that information under section 8, “Purpose of Expenditure.”

6. **AMOUNT:** Enter the exact amount of the expenditure.
7. **PAYEE ADDRESS:** Enter the complete address of the person to whom the expenditure was made.
8. **PURPOSE OF EXPENDITURE:** You must disclose the purpose of the expenditure in two parts: Category and Description. Merely disclosing the category of goods, services, or other thing of value for which the expenditure is made does not adequately describe the purpose of an expenditure.

(a) **Category:** Select a category of goods, services, or other thing of value for which an expenditure is made. If none of the listed categories apply, select “Other” and enter your own category. Examples of acceptable categories include:

Advertising Expense

Accounting/Banking

Consulting Expense

Contributions/Donations Made By Candidate/Officeholder/Political Committee

Credit Card Payment

Event Expense

Fees

Food/Beverage Expense

Gifts/Awards/Memorials Expense

Legal Services

Loan Repayment/Reimbursement

Office Overhead/Rental Expense

Polling Expense

Printing Expense

Salaries/Wages/Contract Labor

Solicitation/Fundraising Expense

Transportation Equipment and Related Expense

Travel In District

Travel Out Of District

Other

(b) Description: Enter a brief statement or description of the candidate or officeholder activity that is conducted by making the expenditure. The brief statement or description must include the item or service purchased and must be sufficiently specific, when considered within the context of the description of the category, to make the reason for the expenditure clear. Merely disclosing the category of goods, services, or other thing of value for which the expenditure is made does not adequately describe the purpose of an expenditure.

For examples of acceptable ways to disclose the purpose of an expenditure, please see the "Examples: Purpose of Expenditures" on page 46.

“Check if travel outside of Texas” box: Check this box if the expenditure is for travel outside of Texas. The description of a political expenditure for travel outside of the state of Texas must include detailed information. Please report this information on Schedule T.

“Check if Austin, TX, officeholder living expense” box: Check this box if the expenditure is an officeholder expense for living in Austin, Texas.

9. DIRECT CAMPAIGN EXPENDITURE TO BENEFIT CANDIDATE/OFFICEHOLDER: If you made a direct campaign expenditure to benefit another candidate or officeholder, enter the full name of the candidate or officeholder and the name of the office sought or held, including the district, precinct, or other designation of the office, as applicable. (Attach additional sheets to list multiple candidates.) Do not complete this section if the expenditure was not a direct campaign expenditure.

A “direct campaign expenditure” to benefit another candidate is not a “political contribution” to that other candidate. A direct campaign expenditure is a campaign expenditure that you make on someone else’s behalf and without the prior consent or approval of that person. This is in contrast to a political contribution, which the person has the opportunity to accept or reject.

Example: If you made expenditures to prepare and distribute an endorsement letter in support of a candidate after first asking for and getting the candidate’s approval, you made an *in-kind contribution*. However, if you did not get the candidate’s approval *before* you made the expenditure, you made a *direct campaign expenditure*.

SCHEDULE F2: UNPAID INCURRED OBLIGATIONS

These instructions are for candidates and officeholders using SCHEDULE F2: UNPAID INCURRED OBLIGATIONS.

Use this schedule to disclose information about obligations to make an expenditure that you incurred during the reporting period but have not yet paid. Do not enter on this schedule obligations that were incurred and paid during the reporting period, or other outgoing funds. (Report obligations incurred and paid during the reporting period on Schedule F1, F3, G, H, or I as appropriate, and report expenditures made by credit card on Schedule F4.)

See the *Campaign Finance Guide for Candidates and Officeholders* for important restrictions regarding the use of political funds to rent or purchase real property.

Itemization: Itemization requirements differ depending on whether the unpaid incurred obligation is for a political or non-political expenditure.

Unpaid Incurred Political Obligations: You must enter political obligations incurred but not yet paid to one individual or entity during a reporting period that in the aggregate exceed \$190 on this schedule. If you incurred more than one obligation to the same payee, the total of which exceeded \$190, enter each expenditure separately. Although you are not required to do so, you may also report political obligations incurred to one person that do not exceed \$190 in the period on this schedule. If you choose not to itemize incurred political obligations of \$190 and less on this schedule, you must total all unitemized obligations and report them in section 4 of this Schedule. You must also include that amount in the total unitemized political expenditures of \$190 or less on C/OH Cover Sheet, page 2, section 17, line 3.

Unpaid Incurred Non-Political Obligations: You must enter non-political obligations incurred but not yet paid to one individual or entity during a reporting period on this schedule, regardless of the amount.

Each numbered item in these instructions corresponds to the same numbered item on the form.

- 1. TOTAL PAGES SCHEDULE F2:** After you have completed Schedule F2, count the total number of pages. Each side of a two-sided form counts as one page.
- 2. FILER NAME:** Enter your full name.
- 3. FILER ID:** See instructions for Cover Sheet, page 1, section 1.
- 4. TOTAL OF UNITEMIZED UNPAID INCURRED OBLIGATIONS:** Enter the total amount of political obligations incurred during the reporting period that do not exceed \$190 in the aggregate per person, unless itemized on this schedule. You are not required to itemize unpaid incurred political obligations of \$190 or less, but if you choose to do so, do not include those unpaid incurred obligations in the total you enter here.
- 5. DATE:** Enter the date the obligation was incurred. Obligations you incurred *and* paid during the reporting period are not entered on this schedule.

6. PAYEE NAME: See instructions for Schedule F1, section 5.

Note: If you incurred an obligation for goods or services to benefit another candidate, officeholder, or committee, enter the name of the vendor of the goods or services. Do not enter the name of the person for whose benefit you incurred the obligation. Include that information under section 10, “Purpose of Expenditure.”

7. AMOUNT: Enter the exact amount of the incurred obligation.

8. PAYEE ADDRESS: Enter the complete address of the person to whom the obligation is owed.

9. TYPE OF EXPENDITURE: Check only one box to indicate whether the incurred obligation was political or non-political.

A non-political expenditure is an expenditure that is neither a campaign expenditure nor an officeholder expenditure. As a practical matter, *very few* expenditures made from political contributions are non-political expenditures. For instance, expenditures for administrative expenses, banking fees, and professional dues are typically political expenditures.

10. PURPOSE OF EXPENDITURE: See instructions for Schedule F1, section 8.

11. DIRECT CAMPAIGN EXPENDITURE TO BENEFIT CANDIDATE/OFFICEHOLDER:
See instructions for Schedule F1, section 9.

SCHEDULE F3: PURCHASE OF INVESTMENTS FROM POLITICAL CONTRIBUTIONS

These instructions are for candidates and officeholders using SCHEDULE F3: PURCHASE OF INVESTMENTS FROM POLITICAL CONTRIBUTIONS.

Use this schedule to disclose information about investments purchased from political contributions during the reporting period. Do not enter on this schedule political expenditures from political contributions, unpaid incurred obligations, expenditures made by credit card, political expenditures made from personal funds, or payments from political contributions made to a business that you own or control. (Report political expenditures from political contributions on Schedule F1; report unpaid incurred obligations on Schedule F2; report expenditures made by credit card on Schedule F4; report expenditures from personal funds on Schedule G; and report payments from political contributions made to a business that you own or control on Schedule H.)

See the *Campaign Finance Guide for Candidates and Officeholders* for important restrictions regarding the use of political funds to rent or purchase real property.

Itemization: You must enter investments purchased with political contributions during a reporting period that in the aggregate exceed \$120 on this schedule. Although you are not required to do so, you may also report investments purchased with political contributions that do not exceed \$120 in the period on this schedule.

Each numbered item in these instructions corresponds to the same numbered item on the form.

- 1. TOTAL PAGES SCHEDULE F3:** After you have completed Schedule F3, count the total number of pages. Each side of a two-sided form counts as one page.
- 2. FILER NAME:** Enter your full name.
- 3. FILER ID:** See instructions for Cover Sheet, page 1, section 1.
- 4. DATE:** Enter the date you purchased the investment.
- 5. NAME OF PERSON FROM WHOM INVESTMENT IS PURCHASED:** Enter the full name of the person or entity from whom you purchased the investment. If you purchased the investment from an individual, enter the full first and last name, and suffix (Jr., III, etc.) if applicable (title is optional). If you purchased the investment from an entity, enter the full name of the entity.
- 6. ADDRESS OF PERSON FROM WHOM INVESTMENT IS PURCHASED:** Enter the complete address of the person or entity from whom you purchased the investment.
- 7. DESCRIPTION OF INVESTMENT:** Enter a brief statement or description of the investment. For example, “Ten shares of stock in ABC company.”
- 8. AMOUNT OF INVESTMENT:** Enter the amount of the investment purchased.

SCHEDULE F4: EXPENDITURES MADE BY CREDIT CARD

These instructions are for candidates and officeholders using SCHEDULE F4: EXPENDITURES MADE BY CREDIT CARD.

Use this schedule to disclose information about expenditures made by a credit card. You must disclose expenditures charged to a credit card on this schedule and identify the individual, entity, or vendor who receives payment from the credit card company. When you pay the credit card bill, you must disclose the payment to the credit card company on Schedule F1 (used for political payments from political contributions), Schedule G (used for political payments from personal funds), Schedule H (used for payments from political contributions made to a business that you own or control), or Schedule I (used for nonpolitical payments from political contributions), as applicable.

Do not enter on this schedule political expenditures from political contributions, unpaid incurred obligations, political expenditures made from personal funds, or payments from political contributions made to a business that you own or control. (Report political expenditures from political contributions on Schedule F1; report unpaid incurred obligations on Schedule F2; report the purchase of investments from political contributions on Schedule F3; report expenditures from personal funds on Schedule G; and report payments from political contributions made to a business that you own or control on Schedule H.)

For examples regarding the disclosure of expenditures made by credit card, please see “Examples: Reporting Expenditures Made by Credit Card” on page 43.

Itemization: Itemization requirements differ depending on whether the expenditure made by a credit card is for a political or non-political expenditure.

Political Expenditures Made by Credit Card: You must itemize political expenditures made by credit card that exceed \$190 (in the aggregate) to a single payee. If you made two or more expenditures to the same payee, the total of which exceeded \$190, enter each expenditure made by credit card separately. Although you are not required to do so, you may also report political expenditures made by credit card that do not exceed \$190 in the reporting period on this schedule. If you choose not to itemize political expenditures made by credit card of \$190 and less on this schedule, you must total all unitemized political expenditures and report them in section 4 of this Schedule. You must also include that amount in the total unitemized political expenditures of \$190 or less on C/OH Cover Sheet, page 2, section 17, line 3.

Non-Political Expenditures Made by Credit Card: You must itemize any non-political expenditure made by credit card, regardless of the amount.

Each numbered item in these instructions corresponds to the same numbered item on the form.

- 1. TOTAL PAGES SCHEDULE F4:** After you have completed Schedule F4, count the total number of pages. Each side of a two-sided form counts as one page.
- 2. FILER NAME:** Enter your full name.

3. FILER ID: See instructions for Cover Sheet, page 1, section 1.

4. TOTAL OF UNITEMIZED EXPENDITURES CHARGED TO A CREDIT CARD:

Enter the total amount of political expenditures charged to a credit card during the reporting period that do not exceed \$190 in the aggregate per person, unless itemized on this schedule. You are not required to itemize political expenditures made by credit card of \$190 or less, but if you choose to do so, do not include those political expenditures made by credit card in the total you enter here.

5. DATE: Enter the date you made the expenditure by credit card.

Note: There is a special reporting rule for expenditures made by credit card. For reports due 30 days and 8 days before an election (pre-election reports) and for runoff reports, the date of the credit card expenditure is the date the credit card is used. For other reports, the date of the credit card expenditure is either the date of the charge or the date the credit card statement is received. *A filer can never go wrong by disclosing the date of the expenditure as the date of the charge.*

6. PAYEE NAME: See instructions for Schedule F1, section 5. Disclose the name of the vendor who sold you the goods or services as the payee, NOT the credit card company. You do not report the name of the credit card company on this schedule.

Note: If you made an expenditure for goods or services to benefit another candidate, officeholder, or committee, enter the name of the vendor of the goods or services. Do not enter the name of the person for whose benefit you made the expenditure. Include that information under section 10, “Purpose of Expenditure.”

7. AMOUNT: Enter the amount of the credit card expenditure.

8. PAYEE ADDRESS: Enter the complete address of the payee of the credit card expenditure.

9. TYPE OF EXPENDITURE: Check only one box to indicate whether the credit card expenditure was political or non-political.

A non-political expenditure is an expenditure that is neither a campaign expenditure nor an officeholder expenditure. As a practical matter, *very few* expenditures made from political contributions are non-political expenditures. For instance, expenditures for administrative expenses, banking fees, and professional dues are typically political expenditures.

10. PURPOSE OF EXPENDITURE: See instructions for Schedule F1, section 8.

Note: Do not choose “Credit Card Payment” as the category for an expenditure made by credit card when an individual, entity, or vendor receives payment from the credit card company. Instead, choose the category that corresponds to the goods, services, or other thing of value purchased from the individual, entity, or vendor.

**11. DIRECT CAMPAIGN EXPENDITURE TO BENEFIT CANDIDATE/
OFFICEHOLDER:** See instructions for Schedule F1, section 9.

SCHEDULE G: POLITICAL EXPENDITURES MADE FROM PERSONAL FUNDS

These instructions are for candidates and officeholders using SCHEDULE G: POLITICAL EXPENDITURES MADE FROM PERSONAL FUNDS.

You may use this schedule to disclose information about political expenditures from personal funds that were made during the reporting period. Alternatively, you may choose to disclose political expenditures from personal funds as a loan on Schedule E (see the Schedule E instructions above for more information). Do not enter on this schedule information about personal funds deposited in an account in which political contributions are held as permitted by section 253.0351(c) of the Election Code. (Report the deposit of personal funds into a political account as a loan on Schedule E.)

Expenditures Made by Credit Card: You must disclose expenditures charged to a credit card on Schedule F4 and *not* on this schedule. When you pay the credit card bill, you must disclose the payment to the credit card company on Schedule F1 (used for political payments from political contributions), Schedule G (used for political payments from personal funds), Schedule H (used for payments from political contributions made to a business that you own or control), or Schedule I (used for nonpolitical payments from political contributions), as applicable. See instructions for Schedule F4: Expenditures Made by Credit Card for more information.

If you intend to seek reimbursement *in any amount* from political contributions for a political expenditure made from personal funds, you must either report the expenditure on Schedule E or itemize the expenditure on this schedule and check the box in Section 6 to indicate that you intend to seek reimbursement from political contributions. ***You may not correct a report to allow reimbursement.*** When you reimburse yourself, disclose the reimbursement as an outgoing political expenditure on Schedule F1.

See the Campaign Finance Guide for important restrictions regarding the use of political funds to rent or purchase real property.

Itemization: If you choose to report political expenditures from personal funds on this schedule, you must itemize political expenditures paid to one individual or entity during a reporting period that in the aggregate exceed \$190 on this schedule. If you made more than one expenditure to the same payee, the total of which exceeded \$190, enter each expenditure separately. Although you are not required to do so, you may also report expenditures to one person that do not exceed \$190 in the period on this schedule. You must total all political expenditures from personal funds that you do not itemize on this schedule and include them in the total of unitemized political expenditures on the C/OH Cover Sheet, page 2, section 17, line 3.

Officeholder expenditures from personal funds for which you do not intend to seek reimbursement are not required to be reported on this schedule or included in the total of unitemized political expenditures.

Each numbered item in these instructions corresponds to the same numbered item on the form.

1 TOTAL PAGES SCHEDULE G: After you have completed Schedule G, count the total number of pages. Each side of a two-sided form counts as one page.

2. **FILER NAME:** Enter your full name.
3. **FILER ID:** See instructions for Cover Sheet, page 1, section 1.
4. **DATE:** Enter the date the expenditure was made.
5. **PAYEE NAME:** See instructions for Schedule F1, section 7.
6. **AMOUNT:** Enter the exact amount of the expenditure.

“Reimbursement from Political Contributions Intended” box: Check this box if you intend to reimburse yourself for the expenditure. (In order to be reimbursed from political contributions in any amount for an expenditure made out of personal funds, you must itemize the expenditure on this schedule and check this box or you must report the expenditure as a loan to yourself on Schedule E.)

7. **PAYEE ADDRESS:** Enter the complete address of the person to whom the expenditure was made.
8. **PURPOSE OF EXPENDITURE:** See instructions for Schedule F1, section 8.
9. **DIRECT CAMPAIGN EXPENDITURE TO BENEFIT CANDIDATE/OFFICEHOLDER:** See instructions for Schedule F1, section 9.

SCHEDULE H: PAYMENT FROM POLITICAL CONTRIBUTIONS TO A BUSINESS OF C/OH

These instructions are for candidates and officeholders using SCHEDULE H: PAYMENT FROM POLITICAL CONTRIBUTIONS TO A BUSINESS OF C/OH.

Use this schedule to disclose information about payments from political contributions that were made to a business in which you have an interest of more than 10%, a position on the governing body, or a position as an officer. Do not enter on this schedule other payments from political contributions made during the reporting period.

See the *Campaign Finance Guide for Candidates and Officeholders* for a discussion on the important restrictions on making and reporting payments from political contributions to a business in which you have an interest.

This schedule is for payments to a business in which you have one or more of the following interests or positions:

- 1) a participating interest of more than 10%;
- 2) a position on the governing body of the business; or
- 3) a position as an officer of the business.

Itemization: You must enter all payments from political contributions made to certain businesses (as defined above) of a candidate or officeholder made during the reporting period on this schedule, regardless of the amount.

Each numbered item in these instructions corresponds to the same numbered item on the form.

- 1. TOTAL PAGES SCHEDULE H:** After you have completed Schedule H, count the total number of pages. Each side of a two-sided form counts as one page.
- 2. FILER NAME:** Enter your full name.
- 3. FILER ID:** See instructions for Cover Sheet, page 1, section 1.
- 4. DATE:** Enter the date you made the payment.
- 5. BUSINESS NAME:** Enter the full name of the business to which you made the payment.
- 6. AMOUNT:** Enter the dollar amount of the payment.
- 7. BUSINESS ADDRESS:** Enter the complete address of the business to which you made the payment.
- 8. PURPOSE OF EXPENDITURE:** See instructions for Schedule F1, section 8.
- 9. DIRECT CAMPAIGN EXPENDITURE TO BENEFIT CANDIDATE/OFFICEHOLDER:** See instructions for Schedule F1, section 9.

SCHEDULE I: NON-POLITICAL EXPENDITURES MADE FROM POLITICAL CONTRIBUTIONS

These instructions are for candidates and officeholders using SCHEDULE I: NON-POLITICAL EXPENDITURES MADE FROM POLITICAL CONTRIBUTIONS.

Use this schedule to disclose information about non-political expenditures from political contributions made during the reporting period. Do not enter political expenditures on this schedule. Also, do not enter non-political expenditure obligations you incurred in this reporting period but have not yet paid or non-political expenditures made by credit card. (Report unpaid incurred obligations on Schedule F2; report expenditures made by a credit card on Schedule F4.)

Expenditures Made by Credit Card: You must disclose non-political expenditures charged to a credit card on Schedule F4 and *not* on this schedule. When you pay the credit card bill, you must disclose the payment to the credit card company on Schedule F1 (used for political payments from political contributions), Schedule G (used for political payments from personal funds), Schedule H (used for payments from political contributions made to a business that you own or control), or Schedule I (used for nonpolitical payments from political contributions), as applicable. See instructions for Schedule F4: Expenditures Made by Credit Card for more information.

Itemization: You must enter all non-political expenditures from political contributions on this schedule, regardless of the amount. A non-political expenditure is an expenditure that is neither a campaign expenditure nor an officeholder expenditure. As a practical matter, *very few* expenditures made from political contributions are non-political expenditures. For instance, expenditures for administrative expenses, banking fees, and professional dues are typically political expenditures. You may not convert political contributions to personal use.

Each numbered item in these instructions corresponds to the same numbered item on the form.

- 1. TOTAL PAGES SCHEDULE I:** After you have completed Schedule I, count the total number of pages. Each side of a two-sided form counts as one page.
- 2. FILER NAME:** Enter your full name.
- 3. FILER ID:** See instructions for Cover Sheet, page 1, section 1.
- 4. DATE:** Enter the date the expenditure payment was made.
- 5. PAYEE NAME:** See instructions for Schedule F1, section 5.
- 6. AMOUNT:** Enter the exact amount of the expenditure payment.
- 7. PAYEE ADDRESS:** Enter the complete address of the person to whom the expenditure was made.
- 8. PURPOSE OF EXPENDITURE:** See instructions for Schedule F1, section 8.

SCHEDULE K: INTEREST, CREDITS, GAINS, REFUNDS, AND CONTRIBUTIONS RETURNED TO FILER

These instructions are for candidates and officeholders using SCHEDULE K: INTEREST, CREDITS, GAINS, REFUNDS, AND CONTRIBUTIONS RETURNED TO FILER.

Use this schedule to report information regarding any credit, interest, rebate, refund, reimbursement, or return of a deposit fee resulting from the use of a political contribution or an asset purchased with a political contribution, any proceeds of the sale of an asset purchased with a political contribution, the amount of which exceeds \$120, and any other gain from a political contribution received during the reporting period.

Itemization: You must enter interest, credits, gains, refunds and returned contributions received during a reporting period that in the aggregate exceed \$120 on this schedule. Although you are not required to do so, you may also report any credit/gain/refund, or interest that does not exceed \$120 in the period on this schedule.

Each numbered item in these instructions corresponds to the same numbered item on the form.

- 1. TOTAL PAGES SCHEDULE K:** After you have completed Schedule K, count the total number of pages. Each side of a two-sided form counts as one page.
- 2. FILER NAME:** Enter your full name.
- 3. FILER ID:** See instructions for Cover Sheet, page 1, section 1.
- 4. DATE:** Enter the date the credit/gain/refund was received or the interest was earned, as applicable.
- 5. NAME OF PERSON FROM WHOM AMOUNT IS RECEIVED:** Enter the full name of the person or business from whom the credit/gain/refund/returned contribution or interest was received.
- 6. ADDRESS OF PERSON FROM WHOM AMOUNT IS RECEIVED:** Enter the complete address of the person or business from whom the credit/gain/refund/returned contribution or interest was received.
- 7. PURPOSE FOR WHICH AMOUNT IS RECEIVED:** Enter a brief statement or description of the purpose for which the amount was received (for example, “phone service deposit return” “returned contribution” or “interest on savings account”).

“Check if political contribution returned to filer” box: If the incoming credit/gain was originally made by you in the form of a political contribution to another candidate or political committee and was returned to you in this reporting period, check this box.
- 8. AMOUNT:** Enter the exact dollar amount of the credit/gain/refund/returned contribution, or interest.

SCHEDULE T: IN-KIND CONTRIBUTIONS OR POLITICAL EXPENDITURES FOR TRAVEL OUTSIDE OF TEXAS

These instructions are for candidates and officeholders using SCHEDULE T: IN-KIND CONTRIBUTIONS OR POLITICAL EXPENDITURES FOR TRAVEL OUTSIDE OF TEXAS.

Use this schedule to disclose information about contributions accepted or expenditures made during the reporting period. In addition to completing this schedule, you must also report the actual contribution or expenditure on the appropriate schedule or form. The law requires detailed information regarding in-kind contributions or political expenditures for travel outside of the state of Texas.

Each numbered item in these instructions corresponds to the same numbered item on the form.

- 1. TOTAL PAGES SCHEDULE T:** After you have completed Schedule T, count the total number of pages. Each side of a two-sided form counts as one page.
- 2. FILER NAME:** Enter the full name of the candidate, committee, or party on whose report you are including this schedule.
- 3. FILER ID:** If you are filing with the Commission, enter your filer account number. If you do not file with the Commission, you are not required to enter a filer account number.
- 4. NAME OF CONTRIBUTOR/ CORPORATION OR LABOR ORGANIZATION/ PLEDGOR/ PAYEE:** Enter the full name of the contributor / corporation or labor organization / pledgor / payee as it appears on the schedule or form on which you reported the actual contribution or expenditure.
- 5. CONTRIBUTION / EXPENDITURE REPORTED ON:** Check the appropriate box for the schedule or form on which you reported the actual contribution or expenditure.
- 6. DATES OF TRAVEL:** Enter the dates on which the travel occurred.
- 7. NAME OF PERSON(S) TRAVELING:** Enter the full name of the person or persons traveling on whose behalf the travel was accepted or on whose behalf the expenditure was made.
- 8. DEPARTURE CITY OR NAME OF DEPARTURE LOCATION:** Enter the name of the departure city or the name of each departure location.
- 9. DESTINATION CITY OR NAME OF DESTINATION LOCATION:** Enter the name of the destination city or the name of each destination location.
- 10. MEANS OF TRANSPORTATION:** Enter the method of travel (e.g., airplane, bus, boat, car, etc.)
- 11. PURPOSE OF TRAVEL:** Enter the campaign or officeholder purpose of the travel, including the name of a conference, seminar, or other event.

FORM C/OH-FR: DESIGNATION OF FINAL REPORT

These instructions are for candidates and officeholders using Form C/OH-FR: C/OH REPORT: DESIGNATION OF FINAL REPORT. A final report must include this form (Form C/OH-FR) and the CAMPAIGN FINANCE REPORT (Form C/OH) with the “Final Report” box checked on page 1, section 9. It must also include Schedules A1, A2, B, E, F1, F2, F3, F4, G, H, I, K, and T, as applicable.

GENERAL INFORMATION

For filing purposes, you are a “candidate” as long as you have an appointment of campaign treasurer on file. If you do not expect to accept any further campaign contributions or to make any further campaign expenditures, you may file a final report of contributions and expenditures. A final report terminates your appointment of campaign treasurer and relieves you of the obligation of filing further reports as a candidate.

If you do not have an appointment of campaign treasurer on file, you may not accept **campaign** contributions or make **campaign** expenditures. A payment on a campaign debt is a campaign expenditure. An officeholder who does not have an appointment of campaign treasurer on file may accept **officeholder** contributions and make **officeholder** expenditures.

The effect of filing a final report differs depending on whether you are an officeholder at the time you file a final report.

Officeholders Filing a Final Report: You will not have to worry about surplus political funds and assets until you cease to be an officeholder. You may still be required to file semiannual reports of contributions and expenditures as an officeholder. The only officeholders who are not required to file semiannual reports are local officeholders who do not exceed \$930 in contributions or \$930 in expenditures during the reporting period.

If you cease to be an officeholder at a time when you do not have a campaign treasurer appointment on file, and you retain political contributions, interest or other income from political contributions, or assets purchased with political contributions or interest or other income from political contributions after filing the last required report as an officeholder, you **must** file an annual report of unexpended contributions not earlier than January 1 and not later than January 15 of each year following the year in which you filed the last required report as an officeholder. You may not retain these unexpended funds longer than six years after the date you ceased to be an officeholder. For information about important restrictions regarding the use and reporting of unexpended contributions, see the Campaign Finance Guide.

Non-Officeholders Filing a Final Report: You will no longer be required to file reports **unless** you retain political contributions, interest or other income from political contributions, or assets purchased with political contributions or interest or other income from political contributions. If you retain any of those items, you must file an annual report of unexpended contributions not earlier than January 1 and not later than January 15 of each year after the year in which you filed your final report. You may not retain these unexpended funds longer than six years after the date of filing a final report. For information about important restrictions regarding the use and reporting of unexpended contributions, see the Campaign Finance Guide.

COMPLETING THE FORM

Each numbered item in these instructions corresponds to the same numbered item on the form.

- 1. C/OH NAME:** Enter your full name.
- 2. FILER ID:** If you are filing with the Commission, enter your Filer ID. If you do not file with the Commission, you are not required to enter a Filer ID.
- 3. SIGNATURE:** You must sign this section to indicate that you understand the consequences of filing a final report.
- 4. FILER WHO IS NOT AN OFFICEHOLDER:** Complete this section if you are not an officeholder at the time of filing your final report. Be sure to check the appropriate box in both sections A and B and sign on the “Signature” line.
- 5. OFFICEHOLDER:** Complete this section if you are an officeholder at the time of filing your final report. You must check the box to indicate awareness of further filing requirements.

ADDITIONAL INFORMATION REGARDING EXPENDITURES

EXAMPLES: REPORTING EXPENDITURES MADE BY CREDIT CARD

This list is for illustrative purposes only. It is intended to provide helpful information and to assist filers in reporting expenditures made by credit card and payments made to credit card companies.

Example #1: Candidate Using Credit Card to Make Political Expenditures and Using Political Contributions to Pay the Credit Card Bill in the Same Reporting Period

A candidate for office uses her credit card to buy \$1,000 in campaign office supplies from an office store. During the same reporting period, the candidate uses her credit card to buy \$500 in political advertising signs from a sign company. During the same reporting period, the candidate makes a single payment from her political contributions account to pay the \$1,500 credit card bill.

To report that activity, the candidate would report all of the following on a campaign finance report (Form C/OH) covering the period in which she made the credit card charges and sent the payment to the credit card company:

1. For the credit card charges: a \$1,000 expenditure on the “Expenditures Made by Credit Card” Schedule (F4). The schedule identifies the office store as the payee of the expenditure and includes the address, date, amount, a category of the expenditure as “Office Overhead/Rental Expense,” and a description as “Campaign Office Supplies.” In Section 9 of the schedule, the box for “Political” is also checked. The candidate also reports the \$500 expenditure on the “Expenditures Made by Credit Card” Schedule and identifies the sign company as the payee of the expenditure and includes the address, date, amount, a category of the expenditure as “Advertising Expense,” and a description as “Political Advertising Signs.” In Section 9 of the schedule, the box for “Political” is also checked.
2. For the payment to the credit card company: a \$1,500 expenditure on the “Political Expenditures from Political Contributions” Schedule (F1). The schedule identifies the credit card company as the payee of the expenditure and includes the address, date, amount, a category of the expenditure as “Credit Card Payment,” and a description as “Payment of credit card bill for credit card expenditures.”
3. Both \$1,500 amounts reported on each schedule will also be included in the appropriate totals sections of Cover Sheet Pages 2 and 3.

Example #2: Candidate Using Credit Card to Make a Political Expenditure and Using Personal Funds to Pay the Credit Card Bill in the Same Reporting Period

A candidate for *non-judicial* office uses his credit card to purchase \$3,000 in political advertising materials from a print shop. During the same reporting period, the candidate makes a payment from his personal funds account to pay the \$3,000 credit card bill.

To report that activity, the candidate would report all of the following on a campaign finance report (Form C/OH) covering the period in which he made the credit card charge and sent the payment to the credit card company:

1. For the credit card charge: a \$3,000 expenditure on the “Expenditures Made by Credit Card” Schedule (F4). The schedule identifies the print shop as the payee of the expenditure and includes the address, date, amount, a category of the expenditure as “Advertising Expense,” and a description as “Political Advertising Materials.” In Section 9 of the schedule, the box for “Political” is also checked.
2. For the payment to the credit card company: a \$3,000 expenditure on the “Political Expenditures Made from Personal Funds” Schedule (G). The schedule identifies the credit card company as the payee of the expenditure and includes the address, date, amount, a category of the expenditure as “Credit Card Payment,” and a description as “Payment of credit card bill for political advertising materials.” If the candidate intends to seek reimbursement from political contributions, the candidate may also check the appropriate box in Section 6.
3. Both \$3,000 amounts reported on each schedule will also be included in the appropriate sections of Cover Sheet Pages 2 and 3.

Example #3: Political Committee Using Credit Card to Make a Political Expenditure and Using Political Contributions to Pay the Credit Card Bill in Different Reporting Periods

A general-purpose committee uses its credit card to buy \$500 in political advertising in a newspaper. The committee receives the statement from the credit card company but does not send a payment until after the reporting period ends. When the committee sends a payment to the credit card company, it makes a \$500 payment from its political contributions account.

To report the credit card charge, the committee’s campaign treasurer would report all of the following on a campaign finance report (Form GPAC) covering the period in which it made the credit card charge:

1. A \$500 expenditure on the “Expenditures Made by Credit Card” Schedule (F4). The schedule identifies the newspaper as the payee of the expenditure and includes the address, date, amount, a category of the expenditure as “Advertising Expense,” and a description as “Political Advertising.” In Section 9 of the schedule, the box for “Political” is also checked.
2. The \$500 amount reported on the “Expenditures Made by Credit Card” Schedule (F4) will also be included in the appropriate sections of Cover Sheet Pages 2 and 3.

To report the payment to the credit card company, the committee’s campaign treasurer would also report all of the following on a campaign finance report (Form GPAC) covering the period in which it made the payment to the credit card company:

1. A \$500 expenditure on the “Political Expenditures from Political Contributions” Schedule (F1). The schedule identifies the credit card company as the payee of the expenditure and includes the address, date, amount, a category of the expenditure as

“Credit Card Payment,” and a description as “Payment of credit card bill for political advertising.”

2. The \$500 amount reported on the “Political Expenditures from Political Contributions” Schedule (F1) will also be included in the appropriate sections of Cover Sheet Pages 2 and 3.

Example #4: Candidate Using Credit Card to Make a Political Expenditure and Using Political Contributions to Pay the Credit Card Bill in Different Reporting Periods

A candidate for *judicial* office uses her credit card to buy \$500 in political advertising in a newspaper. The candidate receives the statement from the credit card company but does not send a payment until after the reporting period ends. When the candidate sends a payment to the credit card company, she makes a \$500 payment from her political contributions account.

To report the credit card charge, the candidate would report all of the following on a campaign finance report (Form JC/OH) covering the period in which she made the credit card charge:

1. A \$500 expenditure on the “Expenditures Made by Credit Card” Schedule (F4). The schedule identifies the newspaper as the payee of the expenditure and includes the address, date, amount, a category of the expenditure as “Advertising Expense,” and a description as “Political Advertising.” In Section 9 of the schedule, the box for “Political” is also checked.
2. The \$500 amount reported on the “Expenditures Made by Credit Card” Schedule (F4) will also be included in the appropriate sections of Cover Sheet Pages 2 and 3.

To report the payment to the credit card company, the candidate would also report all of the following on a campaign finance report (Form JC/OH) covering the period in which the payment to the credit card company was made:

1. A \$500 expenditure on the “Political Expenditures from Political Contributions” Schedule (F1). The schedule identifies the credit card company as the payee of the expenditure and includes the address, date, amount, a category of the expenditure as “Credit Card Payment,” and a description as “Payment of credit card bill for political advertising.”
2. The \$500 amount reported on the “Political Expenditures from Political Contributions” Schedule (F1) will also be included in the appropriate sections of Cover Sheet Pages 2 and 3.

EXAMPLES: PURPOSE OF EXPENDITURES

This list is for illustrative purposes only. It is intended to provide helpful information and to assist filers in reporting the purpose of an expenditure. However, it is not, and is not intended to be, an exhaustive or an exclusive list of how a filer may permissibly report the purpose of an expenditure.

(1) Example: Candidate X is seeking the office of State Representative, District 2000. She purchases an airline ticket from ABC Airlines to attend a campaign rally within District 2000. The acceptable category for this expenditure is “travel in district.” The candidate activity that is accomplished by making the expenditure is to attend a campaign rally. An acceptable brief statement is “airline ticket to attend campaign event.”

(2) Example: Candidate X purchases an airline ticket to attend a campaign event outside of District 2000 but within Texas, the acceptable category is “travel out of district.” The candidate activity that is accomplished by making the expenditure is to attend a campaign event. An acceptable brief statement is “airline ticket to attend campaign or officeholder event.”

(3) Example: Candidate X purchases an airline ticket to attend an officeholder related seminar outside of Texas. The acceptable method for the purpose of this expenditure is by selecting the “travel out of district” category and completing the “Schedule T” (used to report travel outside of Texas).

(4) Example: Candidate X contracts with an individual to do various campaign related tasks such as work on a campaign phone bank, sign distribution, and staffing the office. The acceptable category is “salaries/wages/contract labor.” The candidate activity that is accomplished by making the expenditure is to compensate an individual working on the campaign. An acceptable brief statement is “contract labor for campaign services.”

(5) Example: Officeholder X is seeking re-election and makes an expenditure to purchase a vehicle to use for campaign purposes and permissible officeholder purposes. The acceptable category is “transportation equipment and related expenses” and an acceptable brief description is “purchase of campaign/officeholder vehicle.”

(6) Example: Candidate X makes an expenditure to repair a flat tire on a campaign vehicle purchased with political funds. The acceptable category is “transportation equipment and related expenses” and an acceptable brief description is “campaign vehicle repairs.”

(7) Example: Officeholder X purchases flowers for a constituent. The acceptable category is “gifts/awards/memorials expense” and an acceptable brief description is “flowers for constituent.”

(8) Example: Political Committee XYZ makes a political contribution to Candidate X. The acceptable category is “contributions/donations made by candidate/officeholder/political committee” and an acceptable brief description is “campaign contribution.”

(9) Example: Candidate X makes an expenditure for a filing fee to get his name on the ballot. The acceptable category is “fees” and an acceptable brief description is “candidate filing fee.”

(10) Example: Officeholder X makes an expenditure to attend a seminar related to performing a duty or engaging in an activity in connection with the office. The acceptable category is “fees” and an acceptable brief description is “attend officeholder seminar.”

(11) Example: Candidate X makes an expenditure for political advertising to be broadcast by radio. The acceptable category is “advertising expense” and an acceptable brief description is “political advertising.” Similarly, Candidate X makes an expenditure for political advertising to appear in a newspaper. The acceptable category is “advertising expense” and an acceptable brief description is “political advertising.”

(12) Example: Officeholder X makes expenditures for printing and postage to mail a letter to all of her constituents, thanking them for their participation during the legislative session. Acceptable categories are “advertising expense” OR “printing expense” and an acceptable brief description is “letter to constituents.”

(13) Example: Officeholder X makes an expenditure to pay the campaign office electric bill. The acceptable category is “office overhead/rental expense” and an acceptable brief description is “campaign office electric bill.”

(14) Example: Officeholder X makes an expenditure to purchase paper, postage, and other supplies for the campaign office. The acceptable category is “office overhead/rental expense” and an acceptable brief description is “campaign office supplies.”

(15) Example: Officeholder X makes an expenditure to pay the campaign office monthly rent. The acceptable category is “office overhead/rental expense” and an acceptable brief description is “campaign office rent.”

(16) Example: Candidate X hires a consultant for fundraising services. The acceptable category is “consulting expense” and an acceptable brief description is “campaign services.”

(17) Example: Candidate/Officeholder X pays his attorney for legal fees related to either campaign matters or officeholder matters. The acceptable category is “legal services” and an acceptable brief description is “legal fees for campaign” or “for officeholder matters.”

(18) Example: Candidate/Officeholder X makes food and beverage expenditures for a meeting with her constituents. The acceptable category is “food/beverage expense” and an acceptable brief statement is “meeting with constituents.”

(19) Example: Candidate X makes food and beverage expenditures for a meeting to discuss candidate issues. The acceptable category is “food/beverage expense” and an acceptable brief statement is “meeting to discuss campaign issues.”

(20) Example: Officeholder X makes food and beverage expenditures for a meeting to discuss officeholder issues. The acceptable category is “food/beverage expense” and an acceptable brief statement is “meeting to discuss officeholder issues.”

(21) Example: Candidate/Officeholder X makes food and beverage expenditures for a meeting to discuss campaign and officeholder issues. The acceptable category is “food/beverage expense” and an acceptable brief statement is “meeting to discuss campaign/officeholder issues.”

EXAMPLES: REPORTING EXPENDITURES FROM PERSONAL FUNDS

This list is for illustrative purposes only. It is intended to provide helpful information and to assist filers in reporting expenditures from personal funds.

If you intend to seek reimbursement of any amount from political contributions for a political expenditure made from your personal funds, you must report the expenditure in one of three ways. Keep in mind that this reporting system is not an accounting system and duplication of expenditures is not uncommon when reporting transactions related to expenditures made from personal funds.

Method #1: Itemize the expenditure on the “Political Expenditures Made from Personal Funds” schedule (Schedule G) and check the box to indicate that you intend to seek reimbursement from political contributions. You may not correct a report to allow reimbursement without subjecting yourself to a possible penalty. When you reimburse yourself, which could be months or years later, report the reimbursement on the “Political Expenditures” schedule (Schedule F1).

Example: On December 1, 2007, Candidate A spends \$500 of her own personal funds to purchase political advertising signs. She reports the expenditure to the vendor on Schedule G and checks the box to indicate that reimbursement is intended. One year later, Candidate A reimburses herself from political contributions. She reports the reimbursement on Schedule F1. Candidate A is the payee and the purpose of the expenditure is to reimburse herself for a political expenditure made from personal funds on December 1, 2007.

If you intend to seek reimbursement from political contributions for a political expenditure of any amount made from personal funds, you must itemize the expenditure on Schedule G.

Method #2: Report the political expenditures made from your personal funds as a loan to your campaign on the “Loans” schedule (Schedule E). Next, report the political expenditures made from that loan as if they were made from political funds (report on Schedules F1, F2, F3, F4, or H as appropriate). Do NOT report political expenditures made from the loan on Schedule G.

The amount you report as a loan in a reporting period may NOT exceed the amount you actually spent from personal funds in that reporting period. In other words, do not report a \$100,000 loan to your campaign if the amount actually spent from personal funds in the reporting period was \$5,000. When you reimburse yourself, which could be months or years later, report the reimbursement on the Schedule F1.

Example: In one reporting period, Candidate B spends \$5,000 of his own personal funds to purchase political advertising materials. He spends \$3,000 at Business One and \$2,000 at Business Two. He reports the expenditures as a \$5,000 loan on Schedule E and then itemizes each of the two expenditures as a political expenditure on Schedule F1. A year later, Candidate B reimburses himself from political contributions by disclosing the reimbursement on Schedule F1. He reports the reimbursement on Schedule F1. The payee in this instance is Candidate B, the category of the expenditure is “Loan Repayment/Reimbursement,” and “political expenditure made from personal funds reported as a loan” is an acceptable brief description.

Method #3: Deposit personal funds in an account in which your political contributions are maintained and report that amount as a loan on the "Loans" schedule (Schedule E). Next, report the political expenditures made from that loan as if they were made from political funds (report on Schedules F1, F2, F3, or H as appropriate). When you reimburse yourself, which could be months or years later, report the reimbursement on the Schedule F1. The reimbursement may not exceed the amount reported as a loan. Personal funds deposited in an account in which political contributions are held are subject to the personal use restriction.)

Example: In one reporting period, Candidate C opens a campaign bank account and deposits \$5,000 of her own personal funds into the account. She makes one \$3,000 expenditure for political advertising. Candidate C has no other activity in the reporting period. She reports the \$5,000 as a loan on Schedule E, itemizes the \$3,000 expenditure for the political advertising on Schedule F1, and includes the remaining \$2,000 on her contributions maintained at the end of the reporting period total. A year later, Candidate C reimburses herself from political contributions by disclosing the reimbursement on Schedule F1. The payee in this instance is Candidate C, the category of expenditure is "Loan Repayment/Reimbursement," and "political expenditure made from personal funds reported as a loan" is an acceptable brief description.

EXAMPLES: REPORTING STAFF REIMBURSEMENT

This list is for illustrative purposes only. It is intended to provide helpful information and to assist filers in reporting staff reimbursements.

When a staff member makes political payment(s) out of his or her personal funds, how you disclose the payment(s) depends on two things: 1) the aggregate total of those payments in the reporting period; and 2) whether or not you reimburse the staff worker in the same reporting period.

Example #1: The payment out of the staff worker's personal funds does not exceed \$5,000 in the reporting period **and** you reimburse the staff worker from political funds in the same reporting period – You will simply itemize the payment (if over the \$190 itemization threshold) on Schedule F1 as if you made the expenditure directly to the vendor out of your political funds, with the name of the vendor who sold the goods or services as the payee for the expenditure. **Do not** disclose as the payee the name of your staff worker.

Example #2: The payment(s) out of the staff worker's personal funds are over \$5,000 in the aggregate in the reporting period **and** you reimburse the staff worker from political funds in the same reporting period – You will use a 3-step process, disclosing everything on the same report: (1) On Schedule E, disclose the total amount paid from the staff worker's personal funds as a loan from the staff worker to your campaign; (2) On Schedule F1, itemize the payments made by your staff worker separately, with the names of the vendors who sold the goods or services to your staff worker as the payees for the expenditures. **Do not** disclose as the payee the name of your staff worker; and (3) On Schedule F1, disclose the payment to your staff worker for the reimbursement of the loan.

Example #3: The payment(s) out of the staff worker's personal funds do not exceed \$5,000 in the aggregate in the reporting period **but** you reimburse the staff worker from political funds in a different reporting period – You will use a 3-step process, disclosing steps 1 and 2 on the same report and step 3 later, when the reimbursement occurs: (1) On Schedule E, disclose the total amount paid from the staff worker's personal funds as a loan from the staff worker to your campaign; (2) On Schedule F1, itemize the payments made by your staff worker separately, with the names of the vendors who sold the goods or services to your staff worker as the payees for the expenditures. **Do not** disclose as the payee the name of your staff worker; and (3) When you reimburse your staff worker, if ever, disclose on Schedule F1 of the report covering the period in which the reimbursement occurs the payment to your staff worker for the reimbursement of the loan.

CANDIDATE / OFFICEHOLDER REPORT OF UNEXPENDED CONTRIBUTIONS

**FORM C/OH-UC
COVER SHEET PG 1**

The C/OH-UC Instruction Guide explains how to complete this form.		1 Filer ID (Ethics Commission Filers)	
2 CANDIDATE / OFFICEHOLDER NAME	MS/MRS/MR	FIRST	MI
	NICKNAME	LAST	SUFFIX
3 CANDIDATE / OFFICEHOLDER ADDRESS <input type="checkbox"/> change of address	ADDRESS / PO BOX; APT / SUITE #; CITY; STATE; ZIP CODE		
	Date Received		
4 REPORT TYPE	<input type="checkbox"/> Annual <input type="checkbox"/> Final Disposition		
	Date Hand-delivered or Date Postmarked		
5 PERIOD COVERED	Month Day Year	Month Day Year	Receipt # Amount \$
	THROUGH		Date Processed
6 TOTALS	1. TOTAL AMOUNT OF UNEXPENDED POLITICAL CONTRIBUTIONS AS OF DECEMBER 31 OF THE PREVIOUS YEAR.		\$
	2. TOTAL AMOUNT OF INTEREST AND OTHER INCOME EARNED ON UNEXPENDED POLITICAL CONTRIBUTIONS DURING THE PREVIOUS YEAR.		\$

7 SIGNATURE I swear, or affirm, under penalty of perjury, that the accompanying report is true and correct and includes all information required to be reported by me under Title 15, Election Code.

Signature of Candidate/Officeholder

Please complete either option below:

(1) Affidavit

NOTARY STAMP / SEAL

Sworn to and subscribed before me by _____ this the _____ day of _____, 20 _____, to certify which, witness my hand and seal of office.

Signature of officer administering oath

Printed name of officer administering oath

Title of officer administering oath

OR

(2) Unsworn Declaration

My name is _____, and my date of birth is _____.

My address is _____, _____, _____, _____, _____.
(street) (city) (state) (zip code) (country)

Executed in _____ County, State of _____, on the _____ day of _____, 20 _____.
(month) (year)

Signature of Candidate/Officeholder (Declarant)

**C/OH REPORT OF UNEXPENDED CONTRIBUTIONS:
EXPENDITURES**

FORM C/OH-UC

PG 2

8 C/OH NAME		9 Filer ID (Ethics Commission Filers)
10 Date	11 Payee name	13 Amount (\$)
	12 Payee address; City; State; Zip Code	
14 Purpose of expenditure (See instructions regarding type of information required.) <input type="checkbox"/> Check if travel outside of Texas. Complete Schedule T.		15 Is expenditure a contribution to a candidate, officeholder, or political committee? <input type="checkbox"/> Yes <input type="checkbox"/> No
Date	Payee name	Amount (\$)
	Payee address; City; State; Zip Code	
Purpose of expenditure (See instructions regarding type of information required.) <input type="checkbox"/> Check if travel outside of Texas. Complete Schedule T.		Is expenditure a contribution to a candidate, officeholder, or political committee? <input type="checkbox"/> Yes <input type="checkbox"/> No
Date	Payee name	Amount (\$)
	Payee address; City; State; Zip Code	
Purpose of expenditure (See instructions regarding type of information required.) <input type="checkbox"/> Check if travel outside of Texas. Complete Schedule T.		Is expenditure a contribution to a candidate, officeholder, or political committee? <input type="checkbox"/> Yes <input type="checkbox"/> No
Date	Payee name	Amount (\$)
	Payee address; City; State; Zip Code	
Purpose of expenditure (See instructions regarding type of information required.) <input type="checkbox"/> Check if travel outside of Texas. Complete Schedule T.		Is expenditure a contribution to a candidate, officeholder, or political committee? <input type="checkbox"/> Yes <input type="checkbox"/> No
Date	Payee name	Amount (\$)
	Payee address; City; State; Zip Code	
Purpose of expenditure (See instructions regarding type of information required.) <input type="checkbox"/> Check if travel outside of Texas. Complete Schedule T.		Is expenditure a contribution to a candidate, officeholder, or political committee? <input type="checkbox"/> Yes <input type="checkbox"/> No

ATTACH ADDITIONAL COPIES OF THIS FORM AS NEEDED

TEXAS ETHICS COMMISSION

**CANDIDATE/OFFICEHOLDER REPORT
OF UNEXPENDED CONTRIBUTIONS**

FORM C/OH-UC – INSTRUCTION GUIDE
(PAPER FILERS ONLY)



Revised August 14, 2020

Texas Ethics Commission, P.O. Box 12070, Austin, Texas 78711

www.ethics.state.tx.us

(512) 463-5800 • TDD (800) 735-2989

Promoting Public Confidence in Government

FORM C/OH-UC: CANDIDATE/OFFICEHOLDER REPORT OF UNEXPENDED CONTRIBUTIONS

These instructions are for candidates and officeholders using FORM C/OH-UC: CANDIDATE / OFFICEHOLDER REPORT OF UNEXPENDED CONTRIBUTIONS. Use Form C/OH-UC for filing either an annual report of unexpended contributions or a report of the final disposition of unexpended contributions.

GENERAL INSTRUCTIONS

ANNUAL REPORT OF UNEXPENDED CONTRIBUTIONS. You must file this report if one of the following descriptions applies to you:

- (1) You filed a final report as a candidate at a time when you were not an officeholder and you had unexpended political contributions, interest, assets, or other money earned from political contributions at the time you filed the final report; *or*
- (2) You ceased to be an officeholder at a time when you did not have a campaign treasurer on file, and you had unexpended political contributions, interest, assets, or other money earned from political contributions at the time you ceased to be an officeholder.

You must file an Unexpended Contributions - Annual report not earlier than January 1 and not later than January 15 of the year after each year in which you maintained unexpended contributions or assets. You must complete Form C/OH-UC and designate the report as an annual report by checking the “Annual” box.

You must continue to file Unexpended Contributions - Annual reports until you have disposed of all your unexpended contributions or assets. Once you have disposed of all your contributions or assets, you must file an Unexpended Contributions - Final report.

You may not retain unexpended contributions or assets longer than six years after the date you filed your final report or ceased being an officeholder, as applicable. If you still maintain unexpended assets at the end of the six-year period, you must dispose of the assets in one of the following ways:

- (1) You may give them to the political party with which you were affiliated when your name was last on the ballot.
- (2) You may give them to a candidate or a political committee. If you do so, however, you must file a report on Form AS IF-SPAC as described below under “Extra Reporting for a Contribution to a Candidate or Political Committee.”
- (3) You may give them to the comptroller for deposit in the state treasury to be used to finance primary elections.
- (4) You may give them to one or more persons from whom you received political contributions, but the total returned to any person may not exceed the aggregate

amount accepted from that person during the last two years during which you were accepting political contributions.

- (5) You may give them to a recognized charitable organization formed for educational, religious, or scientific purposes that is exempt from taxation under Section 501(c)(3), Internal Revenue Code of 1986, and its subsequent amendments.
- (6) You may give them to a public or private post-secondary educational institution or an institution of higher education as defined by Section 61.003(8), Education Code, for the purpose of assisting or creating a scholarship program.

You may dispose of unexpended contributions or assets in this manner at any time during the six-year period.

EXTRA REPORTING FOR CONTRIBUTION TO CANDIDATE OR POLITICAL COMMITTEE. If you contribute unexpended contributions or assets to another candidate or political committee, you must report the contribution twice. You must include the contribution on your Annual Report and you must also report the contribution on a AS IF-SPECIFIC-PURPOSE COMMITTEE CAMPAIGN FINANCE REPORT (Form AS IF-SPAC). You must file the AS IF-SPAC report with the filing authority with whom the candidate or political committee files reports by the date by which the candidate or political committee receiving the contribution must report the receipt of the contribution.

NOTE: If the candidate or political committee files with the Texas Ethics Commission (Commission), you will need a separate “AS IF-SPAC” filer ID to file the AS IF-SPAC report. Please contact the Commission for help in establishing an AS IF-SPAC filer ID.

FINAL DISPOSITION OF UNEXPENDED CONTRIBUTIONS REPORT. You must file a report of the final disposition of your unexpended contributions or assets. Complete Form C/OH-UC and designate the report as an “Unexpended Contributions – Final” report by checking the “Final Disposition” box. The report is due no later than the 30th day after the end of the six-year period.

SPECIFIC INSTRUCTIONS

Each numbered item in these instructions corresponds to the same numbered item on the form.

PAGE 1

- 1. FILER ID:** If you are filing with the Commission, you were assigned a filer identification (ID) number when you filed your initial campaign treasurer appointment. You should have received a letter acknowledging receipt of the form and informing you of your filer ID number. Enter this number wherever you see “Filer ID.” If you do not file with the Commission, you are not required to enter a filer ID number.
- 2. CANDIDATE/OFFICEHOLDER NAME:** Enter your full name, including nicknames and suffixes (e.g., Sr., Jr., III), if applicable. Your entry here should be the same as in your APPOINTMENT OF CAMPAIGN TREASURER BY A CANDIDATE (CTA). Enter your name in the same way wherever you see “C/OH NAME”.

3. CANDIDATE/OFFICEHOLDER ADDRESS: Enter your complete mailing address. Your entry here should be the same as the address in your APPOINTMENT OF CAMPAIGN TREASURER BY A CANDIDATE (CTA). If your mailing address has changed since you last gave notice of your address, check the “Change of Address” box.

4. REPORT TYPE: Check the appropriate box.

“Annual” Box: Check this box if you are filing an Unexpended Contributions - Annual report.

“Final Disposition” Box: Check this box if you are filing an Unexpended Contributions - Final report.

5. PERIOD COVERED:

Annual Reports. For your first Unexpended Contributions - Annual report, the start date is the day after the day you filed your Final Report. The start date for all other Unexpended Contributions - Annual reports is January 1 of the previous year. The end date for all Unexpended Contributions - Annual reports is December 31 of the previous year.

Final Disposition Report. For an Unexpended Contributions – Final report, the start date is the day after the period covered by your most recent Unexpended Contributions - Annual report. The end date is the date you file the report.

6. TOTALS: Complete this section only if you are filing an Annual Report. If you are not filing an Annual Report, go to section 7.

Line 1. Enter the total amount of unexpended political contributions and assets that you maintained as of December 31 of the previous year. (Note: Unlike other reports, you are not required to also disclose the total amount of expenditures entered in this Unexpended Contributions report. You are only required to disclose your unexpended balance as of December 31.)

Line 2. Enter the total amount of interest and other income earned on unexpended political contributions and assets during the previous year ending December 31.

7. SIGNATURE: Complete this section only after you have completed all other appropriate sections and schedules. You must always sign a report that you file. You must complete this section even if you have no schedules to attach. **ONLY THE CANDIDATE OR OFFICEHOLDER FILING THE REPORT MAY SIGN THE REPORT.**

If you are using the paper form, fill this section out by hand after you finish the rest of this report. You have the option to either: (1) take the completed form to a notary public where you will sign above the first line that says “Signature of Candidate/Officeholder” (an electronic signature is not acceptable) and your signature will be notarized, or (2) sign above both lines that say “Signature of Candidate/Officeholder (Declarant)” (an electronic signature is not acceptable), and fill out the unsworn declaration section.

PAGE 2

8. **C/OH (CANDIDATE/OFFICEHOLDER) NAME:** Enter your full name as you did on Form C/OH-UC, Page 1.
9. **FILER ID:** If you are filing with the Commission, enter your filer ID number. If you do not file with the Commission, you are not required to enter a filer ID number.

10. **DATE:** Enter the date the expenditure was made.

Credit Card Expenditures: There is a special reporting rule for expenditures made by credit card. The date of a credit card expenditure is either the date of the charge or the date the credit card statement is received. *A filer can never go wrong by disclosing the date of the expenditure as the date of the charge.*

11. **PAYEE NAME:** Enter the full name of the payee. If the payee is an individual, enter the full name, first, last, and suffix (Jr., III, etc.) if applicable (title is optional). If the payee is an entity, enter the full name of the entity.
12. **PAYEE ADDRESS:** Enter the complete address of the payee.
13. **AMOUNT:** Enter the amount of the expenditure payment.
14. **PURPOSE OF EXPENDITURE:** Enter a brief statement or description of the expenditure. The brief statement or description must include the item or service purchased and must be sufficiently specific to make the reason for the expenditure clear.

Reporting Travel Outside of Texas: The law requires detailed information regarding in-kind contributions and political expenditures for travel outside of Texas. This information should be reported on Schedule T and attached to this form. Schedule T can be found on the Commission's website at https://www.ethics.state.tx.us/forms/Schedule_T.pdf.

15. **IS THE EXPENDITURE A CONTRIBUTION TO A CANDIDATE, OFFICEHOLDER, OR POLITICAL COMMITTEE?** If the expenditure was a contribution to a candidate, officeholder, or political committee, check the “Yes” box. The purpose of this box is to allow you to see that you must file an additional report for this expenditure on Form AS IF-SPAC. See the “**Extra Reporting For Contribution To Candidate Or Political Committee**” section in the General Instructions for this form.

If the expenditure was not a contribution to a candidate, officeholder, or political committee, check the “No” box.

TEXAS ETHICS COMMISSION
CHAPTER 258, ELECTION CODE
FAIR CAMPAIGN PRACTICES



Effective September 1, 1997
(Revised 09/01/2015)

Texas Ethics Commission, P.O. Box 12070, Austin, Texas 78711-2070
(512) 463-5800 FAX (512) 463-5777 TDD 1-800-735-2989
Visit us at <http://www.ethics.state.tx.us> on the Internet.

AN EQUAL OPPORTUNITY EMPLOYER

The Texas Ethics Commission does not discriminate on the basis of race, color, national origin, sex, religion, age or disability in employment or the provision of services.

CHAPTER 258, ELECTION CODE

FAIR CAMPAIGN PRACTICES

TABLE OF CONTENTS

Chapter 258. Fair Campaign Practices..... 1

 Sec. 258.001. Short Title..... 1

 Sec. 258.002. Purpose 1

 Sec. 258.003. Delivery Of Copy Of Code..... 1

 Sec. 258.004. Text Of Code 1

 Sec. 258.005. Forms 2

 Sec. 258.006. Acceptance And Preservation Of Copies 2

 Sec. 258.007. Subscription To Code Voluntary..... 2

 Sec. 258.008. Indication On Political Advertising..... 2

 Sec. 258.009. Civil Cause Of Action 2

ELECTION CODE

TITLE 15. REGULATING POLITICAL FUNDS AND CAMPAIGNS

CHAPTER 258. FAIR CAMPAIGN PRACTICES

Sec. 258.001. SHORT TITLE. This chapter may be cited as the Fair Campaign Practices Act.

Sec. 258.002. PURPOSE.

(a) The purpose of this chapter is to encourage every candidate and political committee to subscribe to the Code of Fair Campaign Practices.

(b) It is the intent of the legislature that every candidate and political committee that subscribes to the Code of Fair Campaign Practices will follow the basic principles of decency, honesty, and fair play to encourage healthy competition and open discussion of issues and candidate qualifications and to discourage practices that cloud the issues or unfairly attack opponents.

Sec. 258.003. DELIVERY OF COPY OF CODE.

(a) When a candidate or political committee files its campaign treasurer appointment, the authority with whom the appointment is filed shall give the candidate or political committee a blank form of the Code of Fair Campaign Practices and a copy of this chapter.

(b) The authority shall inform each candidate or political committee that the candidate or committee may subscribe to and file the code with the authority and that subscription to the code is voluntary.

Sec. 258.004. TEXT OF CODE. The Code of Fair Campaign Practices reads as follows:

CODE OF FAIR CAMPAIGN PRACTICES

There are basic principles of decency, honesty, and fair play that every candidate and political committee in this state has a moral obligation to observe and uphold, in order that, after vigorously contested but fairly conducted campaigns, our citizens may exercise their constitutional rights to a free and untrammelled choice and the will of the people may be fully and clearly expressed on the issues.

THEREFORE:

(1) I will conduct the campaign openly and publicly and limit attacks on my opponent to legitimate challenges to my opponent's record and stated positions on issues.

(2) I will not use or permit the use of character defamation, whispering campaigns, libel, slander, or scurrilous attacks on any candidate or the candidate's personal or family life.

(3) I will not use or permit any appeal to negative prejudice based on race, sex, religion, or national origin.

(4) I will not use campaign material of any sort that misrepresents, distorts, or otherwise falsifies the facts, nor will I use malicious or unfounded accusations that aim at

creating or exploiting doubts, without justification, as to the personal integrity or patriotism of my opponent.

(5) I will not undertake or condone any dishonest or unethical practice that tends to corrupt or undermine our system of free elections or that hampers or prevents the full and free expression of the will of the voters, including any activity aimed at intimidating voters or discouraging them from voting.

(6) I will defend and uphold the right of every qualified voter to full and equal participation in the electoral process, and will not engage in any activity aimed at intimidating voters or discouraging them from voting.

(7) I will immediately and publicly repudiate methods and tactics that may come from others that I have pledged not to use or condone. I shall take firm action against any subordinate who violates any provision of this code or the laws governing elections.

I, the undersigned, candidate for election to public office in the State of Texas or campaign treasurer of a political committee, hereby voluntarily endorse, subscribe to, and solemnly pledge myself to conduct the campaign in accordance with the above principles and practices.

VOID – COPY ONLY - VOID¹

Date

Signature

Sec. 258.005. FORMS. The commission shall print copies of the Code of Fair Campaign Practices and shall supply the forms to the authorities with whom copies of the code may be filed in quantities and at times requested by the authorities.

Sec. 258.006. ACCEPTANCE AND PRESERVATION OF COPIES.

(a) An authority with whom a campaign treasurer appointment is filed shall accept each completed copy of the code submitted to the authority that is properly subscribed to by a candidate or the campaign treasurer of a political committee.

(b) Each copy of the code accepted under this section shall be preserved by the authority with whom it is filed for the period prescribed for the filer's campaign treasurer appointment.

Sec. 258.007. SUBSCRIPTION TO CODE VOLUNTARY. The subscription to the Code of Fair Campaign Practices by a candidate or a political committee is voluntary.

Sec. 258.008. INDICATION ON POLITICAL ADVERTISING. A candidate or a political committee that has filed a copy of the Code of Fair Campaign Practices may so indicate on political advertising in a form to be determined by the commission.

Sec. 258.009. CIVIL CAUSE OF ACTION. This chapter does not create a civil cause of action for recovery of damages or for enforcement of this chapter.

¹ This document is a copy of chapter 258, Election Code. To subscribe to the Code of Fair Campaign Practices, a candidate or campaign treasurer of a political committee must submit Texas Ethics Commission FORM CFCP, not a signed copy of this document.

CODE OF FAIR CAMPAIGN PRACTICES

FORM CFCP COVER SHEET

Pursuant to chapter 258 of the Election Code, every candidate and political committee is encouraged to subscribe to the Code of Fair Campaign Practices. The Code may be filed with the proper filing authority upon submission of a campaign treasurer appointment form. Candidates or political committees that already have a current campaign treasurer appointment on file as of September 1, 1997, may subscribe to the code at any time.

Subscription to the Code of Fair Campaign Practices is voluntary.

OFFICE USE ONLY

Date Received

Date Hand-delivered or Postmarked

Date Processed

Date Imaged

1 ACCOUNT NUMBER
(Ethics Commission Filers)

2 TYPE OF FILER

CANDIDATE

POLITICAL COMMITTEE

If filing as a candidate, complete boxes 3 - 6, then read and sign page 2.

If filing for a political committee, complete boxes 7 and 8, then read and sign page 2.

3 NAME OF CANDIDATE
(PLEASE TYPE OR PRINT)

TITLE (Dr., Mr., Ms., etc.)

FIRST

MI

NICKNAME

LAST

SUFFIX (SR., JR., III, etc.)

4 TELEPHONE NUMBER OF CANDIDATE
(PLEASE TYPE OR PRINT)

AREA CODE

PHONE NUMBER

EXTENSION

()

5 ADDRESS OF CANDIDATE
(PLEASE TYPE OR PRINT)

STREET / PO BOX;

APT / SUITE #;

CITY;

STATE;

ZIP CODE

6 OFFICE SOUGHT BY CANDIDATE
(PLEASE TYPE OR PRINT)

7 NAME OF COMMITTEE
(PLEASE TYPE OR PRINT)

8 NAME OF CAMPAIGN TREASURER
(PLEASE TYPE OR PRINT)

TITLE (Dr., Mr., Ms., etc.)

FIRST

MI

NICKNAME

LAST

SUFFIX (SR., JR., III, etc.)

GO TO PAGE 2

CODE OF FAIR CAMPAIGN PRACTICES

There are basic principles of decency, honesty, and fair play that every candidate and political committee in this state has a moral obligation to observe and uphold, in order that, after vigorously contested but fairly conducted campaigns, our citizens may exercise their constitutional rights to a free and untrammelled choice and the will of the people may be fully and clearly expressed on the issues.

THEREFORE:

- (1) I will conduct the campaign openly and publicly and limit attacks on my opponent to legitimate challenges to my opponent's record and stated positions on issues.
- (2) I will not use or permit the use of character defamation, whispering campaigns, libel, slander, or scurrilous attacks on any candidate or the candidate's personal or family life.
- (3) I will not use or permit any appeal to negative prejudice based on race, sex, religion, or national origin.
- (4) I will not use campaign material of any sort that misrepresents, distorts, or otherwise falsifies the facts, nor will I use malicious or unfounded accusations that aim at creating or exploiting doubts, without justification, as to the personal integrity or patriotism of my opponent.
- (5) I will not undertake or condone any dishonest or unethical practice that tends to corrupt or undermine our system of free elections or that hampers or prevents the full and free expression of the will of the voters, including any activity aimed at intimidating voters or discouraging them from voting.
- (6) I will defend and uphold the right of every qualified voter to full and equal participation in the electoral process, and will not engage in any activity aimed at intimidating voters or discouraging them from voting.
- (7) I will immediately and publicly repudiate methods and tactics that may come from others that I have pledged not to use or condone. I shall take firm action against any subordinate who violates any provision of this code or the laws governing elections.

I, the undersigned, candidate for election to public office in the State of Texas or campaign treasurer of a political committee, hereby voluntarily endorse, subscribe to, and solemnly pledge myself to conduct the campaign in accordance with the above principles and practices.

Signature

Date

CODE OF FAIR CAMPAIGN PRACTICES

**FORM CFCP
COVER SHEET**

Pursuant to chapter 258 of the Election Code, every candidate and political committee is encouraged to subscribe to the Code of Fair Campaign Practices. The Code may be filed with the proper filing authority upon submission of a campaign treasurer appointment form. Candidates or political committees that already have a current campaign treasurer appointment on file as of September 1, 1997, may subscribe to the code at any time.

Subscription to the Code of Fair Campaign Practices is voluntary.

OFFICE USE ONLY

Date Received

Date Hand-delivered or Postmarked

Date Processed

Date Imaged

1 ACCOUNT NUMBER
(Ethics Commission Filers)

2 TYPE OF FILER

CANDIDATE

POLITICAL COMMITTEE

If filing as a candidate, complete boxes 3 - 6, then read and sign page 2.

If filing for a political committee, complete boxes 7 and 8, then read and sign page 2.

3 NAME OF CANDIDATE
(PLEASE TYPE OR PRINT)

TITLE (Dr., Mr., Ms., etc.)

FIRST

MI

NICKNAME

LAST

SUFFIX (SR., JR., III, etc.)

4 TELEPHONE NUMBER OF CANDIDATE
(PLEASE TYPE OR PRINT)

AREA CODE

PHONE NUMBER

EXTENSION

()

5 ADDRESS OF CANDIDATE
(PLEASE TYPE OR PRINT)

STREET / PO BOX;

APT / SUITE #;

CITY;

STATE;

ZIP CODE

6 OFFICE SOUGHT BY CANDIDATE
(PLEASE TYPE OR PRINT)

7 NAME OF COMMITTEE
(PLEASE TYPE OR PRINT)

8 NAME OF CAMPAIGN TREASURER
(PLEASE TYPE OR PRINT)

TITLE (Dr., Mr., Ms., etc.)

FIRST

MI

NICKNAME

LAST

SUFFIX (SR., JR., III, etc.)

GO TO PAGE 2

CODE OF FAIR CAMPAIGN PRACTICES

There are basic principles of decency, honesty, and fair play that every candidate and political committee in this state has a moral obligation to observe and uphold, in order that, after vigorously contested but fairly conducted campaigns, our citizens may exercise their constitutional rights to a free and untrammelled choice and the will of the people may be fully and clearly expressed on the issues.

THEREFORE:

- (1) I will conduct the campaign openly and publicly and limit attacks on my opponent to legitimate challenges to my opponent's record and stated positions on issues.
- (2) I will not use or permit the use of character defamation, whispering campaigns, libel, slander, or scurrilous attacks on any candidate or the candidate's personal or family life.
- (3) I will not use or permit any appeal to negative prejudice based on race, sex, religion, or national origin.
- (4) I will not use campaign material of any sort that misrepresents, distorts, or otherwise falsifies the facts, nor will I use malicious or unfounded accusations that aim at creating or exploiting doubts, without justification, as to the personal integrity or patriotism of my opponent.
- (5) I will not undertake or condone any dishonest or unethical practice that tends to corrupt or undermine our system of free elections or that hampers or prevents the full and free expression of the will of the voters, including any activity aimed at intimidating voters or discouraging them from voting.
- (6) I will defend and uphold the right of every qualified voter to full and equal participation in the electoral process, and will not engage in any activity aimed at intimidating voters or discouraging them from voting.
- (7) I will immediately and publicly repudiate methods and tactics that may come from others that I have pledged not to use or condone. I shall take firm action against any subordinate who violates any provision of this code or the laws governing elections.

I, the undersigned, candidate for election to public office in the State of Texas or campaign treasurer of a political committee, hereby voluntarily endorse, subscribe to, and solemnly pledge myself to conduct the campaign in accordance with the above principles and practices.


Signature

Date



2012 Texas Ethics, Gift & Honorarium Laws MADE EASY

Answers to the most frequently asked questions about
the Texas Ethics, Gift & Honorarium Laws



Zindia Thomas


Local Government Section / Office of the Attorney General
(512) 936-9901

Julian Grant

Local Government Section / Office of the Attorney General
(512) 475-4683

Becky Casares

Local Government Section / Office of the Attorney General
(512) 936-7949



ATTORNEY GENERAL OF TEXAS
GREG ABBOTT

Ethics, Gift and Honorarium Laws Made Easy

Numerous state statutes address ethical limitations that apply to elected and appointed public officials, as well as to staff members. Some of the provisions are contained in the Texas Penal Code and cover the ability of local officials to accept gifts and honoraria and to use certain official information for their own benefit. Additionally, there are laws outside of the Penal Code that place ethical limitations on local officials. These include laws, regulations and codes that regulate the conduct of certain types of professionals, including attorneys, engineers, accountants and others. Throughout the law, there are specific statutes and court decisions that have ethical implications, some of which are discussed in other handbooks and articles available on the Texas Attorney General's website. Public officials and candidates for public office should pay particular attention to the reporting requirements and restrictions set forth in Title 15 of the Election Code; most ethics complaints filed with the Texas Ethics Commission stem from alleged violations of this law. Relevant statutes, rules, opinions and frequently asked questions may be found on the Ethics Commission's website at www.ethics.state.tx.us. However, neither this handbook nor these other resources can catalogue all relevant issues. Finally, local entities might adopt ethics-related limitations through an ordinance, policy or city charter provision that contains such restrictions. Each of these sources should be consulted.

The following questions and answers provide a layperson's explanation of the ethics-related provisions contained in state law or other sources. This handbook is intended to provide general guidance on the issues raised in this area. The Local Government Affairs Section of the Office of the Attorney General is available to answer questions from local officials, who should nonetheless consult with their own legal counsel regarding the application of the law to the facts of each particular situation.

Table of Contents

General Ethics Requirements	1
1. Is there a general state statute that provides a code of ethics for local officials or staff?	1
2. Are there state statutes that impose a set of professional and ethical requirements on certain professionals who may be employed by a local entity (e.g., county engineer, city attorney)?.....	1
3. What role does the Texas Ethics Commission have in enforcing or advising local officials on state or local ethics requirements?	2
4. Can a local governing body impose a specific set of ethical requirements on elected and/or appointed officials and staff?.....	3
5. What types of issues are typically addressed in an ethics ordinance regarding elected and appointed officials?	3
6. What types of issues are typically addressed in an ethics ordinance regarding employees?.....	3
Bribery and Illegal Gift Statutes	4
7. Is it illegal for a person to offer, or for a public official to accept, a gift or benefit in exchange for an exercise of official discretion?	4
8. Does state law prohibit a local official or employee from accepting a gift or benefit if the item was offered or accepted after the exercise of official discretion?.....	4
9. Does state law prohibit a local official or employee from accepting a gift or benefit if it was unsolicited and if it can be shown that it did not influence the exercise of official discretion?	5
10. Can a local official or staff member accept a gift that is simply provided in appreciation for superior public service and that is not in exchange for any official exercise of discretion?	5
11. What is considered a “gift or benefit” for purposes of the general prohibition against the acceptance of gifts by public officials and public employees?.....	5
12. Are there exceptions to the gift or benefit limitations that apply to public officials and public employees?.....	5
13. What can public officials or public employees do with unsolicited benefits that they are prohibited from accepting?	6
14. Can a public official or employee be criminally prosecuted if found to have illegally accepted a gift or benefit?.....	6
15. Can a public official or public employee be removed from office if found to have illegally accepted a gift or benefit?.....	6

Honorarium Statutes	7
16. Does state law prohibit a public official or public employee from accepting an honorarium or other item of value in exchange for providing a speech or other service?	7
17. Is the prohibition on accepting honoraria waived if the public official or employee provides the speech or service on his or her own personal time and there is no expenditure of public resources?	7
18. Does the prohibition against honoraria apply to expenses incurred by a public servant for food, lodging or transportation in connection with providing a speech or service?	8
Misuse of Government Property Statutes.....	8
19. Does state law prohibit a public official or public employee from using government property for personal purposes?.....	8
20. Does state law prohibit the use of public employees to perform private work for public officials during work hours?	8
21. Can a public official use government property or the services of public employees for private purposes if the public entity is reimbursed for the value of the property usage or service that is provided?.....	8
22. Can a public official use a public employee to perform private work if the employee is paid for the value of the work and the work is performed on the employee’s own time without the use of any public resources?.....	8
23. Can a public official or public employee be criminally prosecuted for a violation of the misuse of government property law?	9
24. Can a public official or public employee be removed for violation of the misuse of government property prohibition?	9
Misuse of Official Information Statutes.....	9
25. Does state law prohibit a public official or public employee from using confidential information to gain a benefit or advantage?	9
26. Does the prohibition on the misuse of government property apply to a public official or employee who uses information that is deemed open to the public (e.g., an open record)?	9
27. Can a public official or public employee be removed for a violation of the misuse of official information prohibition?	9
28. Can a public official or public employee be criminally prosecuted for a violation of the misuse of official information law?.....	10
Acknowledgment.....	10

General Ethics Requirements

1. Is there a general state statute that provides a code of ethics for local officials or staff?

There is not a general statutory code of ethics specifically for local officials or staff. To determine whether an official has violated any ethical duties, one must consult several Texas statutes, including the conflict of interest laws under chapters 171 and 176 of the Local Government Code, as well as any special statutes that may apply to the conduct or to the profession at issue. Most local officials are also “public servants” for purposes of Title 8 of the Texas Penal Code – entitled “Offenses Against Public Administration” – which addresses bribery, honoraria, impermissible gifts and abuse of office. Additionally, the official must look to any local provisions that may have been adopted through a city charter or a local ordinance or policy. State officials are subject to other laws, such as chapter 572 of the Government Code. In summary, there are several provisions in Texas law that may be applicable to local officials.

2. Are there state statutes that impose a set of professional and ethical requirements on certain professionals that may be employed by a local entity (e.g., county engineer, city attorney)?

There are certain state statutes that impose a special set of professional responsibilities on how individuals within certain professions or offices must perform their functions. For example, judges are subject to the standards imposed under the State Code of Judicial Conduct.¹ Generally, a judge who is a licensed attorney is subject to the code of professional responsibility applicable to all practicing lawyers.² Summarized below are some professional ethical and performance standards that may apply to local officials if they are acting within the scope of their professions.

Accountants: Regulated by the Texas Board of Public Accountancy. Phone: (512) 305-7866. Statutes that contain the regulations: (TEX. OCC. CODE ANN.) Chapter 901 - Public Accountancy Act. The Texas State Board of Public Accountancy can be found at www.tsbpa.state.tx.us.

Architects: Regulated by the Texas Board of Architectural Examiners. Phone: (512) 305-9000. Statutes that contain the regulations: (TEX. OCC. CODE ANN.) Chapter 1051. The Texas Board of Architectural Examiners can be found at www.tbae.state.tx.us.

Physicians: Regulated by the Texas Medical Board. Phone: (800) 248-4062. Statutes that contain the regulations: (TEX. OCC. CODE ANN.) Chapters 151-165 - Medical Practice Act. The Texas Medical Board can be found at www.tmb.state.tx.us.

Engineers: Regulated by the Texas Board of Professional Engineers. Phone: (512) 440-7723. Statutes that contain the regulations: (TEX. OCC. CODE ANN.) Chapter 1001. The Board of Professional Engineers can be found at www.tbpe.state.tx.us.

Judges: Regulated by the State Commission on Judicial Conduct. Phone: (877) 228-5750 or (512) 463-5533. Statutes that contain the regulations: (TEX. OCC. CODE ANN.) Chapter 33

¹ TEX. CODE JUD. CONDUCT, reprinted in TEX. GOV'T CODE ANN., tit. 2, subtit. G app. B (West 2005 & Supp. 2011).

² TEX. DISCIPLINARY R. PROF'L CONDUCT 1.01-9.01, reprinted in Tex. Gov't Code Ann., tit. 2, subtit. G app. A (West 2005 & Supp. 2011).

and the Code of Judicial Conduct, *reprinted in* Gov't Code tit. 2, subtit G. app. B. The Commission on Judicial Conduct can be found at www.scjc.state.tx.us.

Lawyers: Regulated by the State Bar of Texas. Phone: (800) 204-2222. Statutes that contain the regulations: Texas Disciplinary Rules of Professional Conduct (1990), *reprinted in* Gov't Code tit. 2, subtit. G. app. A. The State Bar of Texas can be found at www.texasbar.com.

Nurses: Regulated by the Texas Board of Nursing. Phone: (512) 305-7400. Statutes that contain the regulations: (TEX. OCC. CODE ANN.) Chapter 301. The Board of Nurse Examiners can be found at www.bon.state.tx.us.

Physical Therapists and Occupational Therapists: Regulated by the Executive Council of Physical Therapy and Occupational Therapy Examiners. Phone: (512) 305-6900. Statutes that contain the regulations: (TEX. OCC. CODE ANN.) Chapter 452. The Executive Council of Physical Therapy and Occupational Therapy Examiners can be found at www.ecptote.state.tx.us.

Plumbers: Regulated by the Texas Board of Plumbing Examiners. Phone: (512) 936-5200 or (800) 845-6584. Statutes that contain the regulations: (TEX. OCC. CODE ANN.) Chapter 1301. The Board of Plumbing Examiners can be found at www.tsbpe.state.tx.us.

Real Estate Professionals: Regulated by the Texas Real Estate Commission. Phone: (512) 459-6544. Statutes that contain the regulations: (TEX. OCC. CODE ANN.) Chapters 1101, 1102 and 1103. The Real Estate Commission can be found at www.trec.state.tx.us.

For a complete list of state licenses issued for various occupations, see www.texas.gov.

Local professionals may also voluntarily join professional associations that have a code of ethics for their members. For example, city managers and local attorneys often belong to organizations that have their own code of ethics for members. If a member is found to have violated the code in the performance of his profession, the organization might issue a written reprimand to the person and/or cancel the person's membership in the organization. Since membership in such an organization is voluntary, the remedies available to the organization are limited.

3. What role does the Texas Ethics Commission have in enforcing or advising local officials on state or local ethics requirements?

The Texas Ethics Commission administers and enforces several types of statutes, including campaign finance laws, political advertising laws, lobbying restrictions and filing requirements of personal financial statements.³

The Texas Ethics Commission may also issue advisory opinions to a requestor subject to Chapter 36 (Bribery, Gift and Honorarium laws) or Chapter 39 (Misuse of Government Resources) of the Penal Code. The Commission will consider an opinion request only from a person who seeks advice on how the law applies to that person in regard to a specific factual situation, either existing or hypothetical. Once an opinion is issued by the Commission, the opinion is an open record and is posted on the agency's website. The requestor may choose to keep his or her name

³ See TEX. GOV'T CODE ANN. § 571.061 (West Supp. 2011).

confidential. Reasonable reliance upon a written advisory opinion issued by the Commission may serve as a defense to prosecution or the imposition of a civil penalty.⁴

4. Can a local governing body impose a specific set of ethical requirements on elected and/or appointed officials and staff?

Unless prohibited by law, a governing body, by majority vote of its members, may impose a set of ethical requirements for elected and/or appointed local officials and staff. If adopted, such a set of requirements is generally contained in an ethics ordinance or policy. In home rule cities (cities that adopted a home rule charter while over 5,000 in population), such ethical limitations may also be contained in the city charter, as well as in the city ethics ordinance or policy.

5. What types of issues are typically addressed in an ethics ordinance regarding elected and appointed officials?

An ethics ordinance regarding elected and appointed officials typically addresses issues such as: conflicts of interest;⁵ voting on zoning classifications affecting property owned by an official within a certain distance; supplemental compensation; outside employment; representing business entities before a board, commission or governing body;⁶ post-employment restrictions; restrictions on lobbying for ballot items; requirements for annual financial disclosure statements; and the receipt of gifts.⁷

Some large cities such as Dallas, El Paso, Houston and San Antonio have also imposed registration and reporting requirements on local lobbyists and other individuals and entities.

To the extent authorized by law, local ordinances may be stricter than state law but may not lower the standards set forth in state law.

6. What types of issues are typically addressed in an ethics ordinance regarding employees?

An ethics ordinance regarding employees typically addresses issues such as: supplemental compensation; outside employment; representing business entities before a board, commission or governing body;⁸ post-employment restrictions; restrictions on lobbying for ballot items; and the receipt of gifts.⁹

⁴ *Id.*

⁵ See SACHSE, TEX. HOME RULE CHARTER § 14.08.

⁶ See FORT WORTH, TEX., CODE OF ORDINANCES § 2-238(b)(1).

⁷ See SOUTHLAKE, TEX., CODE OF ORDINANCES § 2-264(a)(1); FORT WORTH, TEX., CODE OF ORDINANCES § 2-238(a); see also TEX. PEN. CODE ANN. § 36.08 (West 2003).

⁸ See FORT WORTH, TEX., CODE OF ORDINANCES § 2-238(b)(1).

⁹ See SOUTHLAKE, TEX., CODE OF ORDINANCES § 2-264(a)(1); FORT WORTH, TEX., CODE OF ORDINANCES § 2-238(a); see also TEX. PEN. CODE ANN. § 36.08 (West 2003).

Bribery and Illegal Gift Statutes

7. Is it illegal for a person to offer, or for a public official to accept a gift or benefit in exchange for an exercise of official discretion?

Section 36.02 of the Texas Penal Code makes it a crime of bribery for a person to offer, confer or agree to confer, or for a public official or employee to accept, agree to accept or solicit, any benefit as consideration for a decision, opinion, recommendation, vote or other exercise of discretion.¹⁰ The Penal Code defines a prohibited “benefit” as:

Anything reasonably regarded as pecuniary [monetary] gain or pecuniary advantage, including benefit to any other person in whose welfare the beneficiary has a direct and substantial interest.¹¹

In other words, a benefit would include anything that is offered that a reasonable person would consider having some monetary value, whether it is given to the public official or to someone in whom the official has a direct and substantial interest (such as a family member or a business associate).

The state law on bribery does not contain a monetary threshold at which point a benefit that is provided could be considered a potential bribe. Therefore, anything that a reasonable person would find as having a monetary value should be refused. The Texas Ethics Commission, however, has advised that a plaque, unless it was quite elaborate, would not be considered a benefit under the bribery law if such item is unsolicited and not offered or accepted in exchange for any action or inaction on the part of a public servant.¹²

To prove bribery, a prosecutor must show that the benefit offered or given to an official was done so as consideration for an official’s decision, vote, recommendation or other exercise of discretion. Whether a benefit was given as consideration for such actions remains a fact question that would have to be addressed on a case-by-case basis by the local prosecutor.

However, it is important to note that the Penal Code prohibits, with certain exceptions, a public official from ever accepting a benefit from a person subject to his or her jurisdiction, regardless of whether it was in consideration or in exchange for any official action.¹³

8. Does state law prohibit a local official or employee from accepting a gift or benefit if the item was offered or accepted after the exercise of official discretion?

Even if an item was offered or accepted after the exercise of an official action, it may still be considered bribery of a public official or employee. According to section 36.02(c) of the Penal Code, the fact that a benefit was not offered or accepted until after the exercise of some official discretion is not a defense to bribery.

¹⁰ TEX. PEN. CODE ANN. § 36.02(a) (West 2003).

¹¹ *Id.* § 36.01(3).

¹² Op. Tex. Ethics Comm’n No. 36 (1992).

¹³ TEX. PEN. CODE ANN. §§ 36.08, 36.10 (West 2003 & Supp. 2011).

9. Does state law prohibit a local official or employee from accepting a gift or benefit if it was unsolicited and if it can be shown that it did not influence the exercise of official discretion?

Even if an item was not solicited and had no influence over the decision that was made, it may still be considered bribery of a public official or employee. The fact that a benefit did not have influence over the decision would not be considered a defense to a prosecution for bribery.

Additionally, it is important to note that the Penal Code generally prohibits a public servant from ever accepting a benefit from a person subject to his or her jurisdiction, regardless of whether it was in consideration or in exchange for any official action.¹⁴ There are some exceptions to this prohibition (see below). (Nonetheless, these exceptions do not apply to the bribery statute.)

10. Can a local official or staff member accept a gift that is simply provided in appreciation for superior public service and that is not in exchange for any official exercise of discretion?

The Penal Code generally prohibits a public official from ever accepting a benefit from a person subject to his or her jurisdiction, regardless of whether it was in recognition of superior service or a token of gratitude.¹⁵

11. What is considered a “gift or benefit” for purposes of the general prohibition against the acceptance of gifts by public officials and public employees?

A gift or benefit is considered anything reasonably regarded as monetary gain or a monetary advantage. A floral arrangement, gift basket or other item would constitute a gift. Similarly, tickets to an event or the provision of complimentary or discounted services or products would likewise constitute a gift. Whether an item has such a value is a fact question that must be determined on a case-by-case basis by the local prosecutor.

12. Are there exceptions to the gift or benefit limitations that apply to public officials and public employees?

Several exceptions exist to the prohibition against providing a gift to a public official or public employee. (Again, these are not exceptions to the bribery statute.) The following are not prohibited:

1. **Token Gifts:** An item that has a value of less than \$50, excluding cash or a negotiable instrument, if it was not given in exchange for any exercise of official discretion;
2. **Gifts from Family or Close Friends:** A gift conferred by an official’s family or by a personal friend, if there is an independent relationship that is not related to the status or work of the official;
3. **Gifts from Individuals with Whom the Public Official or Public Employee Has an Independent Business Relationship:** A gift conferred by a professional or business contact if there is an independent relationship that is not related to the status or work of the official;

¹⁴ *Id.*

¹⁵ *Id.*

4. **Statutorily Provided Fees:** A fee that is provided by law that an official is lawfully entitled to receive for performing some function other than his or her official function as a public servant (e.g., jury duty fee);
5. **Payment of Expenses:** This exception applies only to a benefit given in honor or appreciation to a public servant who is required to file a campaign finance report under Title 15 of the Election Code or to file a personal financial disclosure statement under Chapter 572 of the Government Code. This benefit must be used solely to defray expenses that accrue in the performance of duties or activities in connection with the office. The expenses must be non-reimbursable by the political subdivision. The benefit and the source of any benefit in excess of \$50 must be reported in the campaign finance report or the personal financial disclosure statement;
6. **Political Contributions as defined by Title 15 of the Election Code;** and
7. **Food, lodging, transportation or entertainment accepted as a guest.** A public servant may lawfully accept food, lodging, transportation or entertainment *as a guest* – meaning that the recipient must be *in the presence* of the donor.¹⁶ A public servant may accept lodging, transportation and meals in connection with a seminar or conference in which the public servant renders a substantive service.¹⁷ Each exception has its own reporting requirements.

13. What can public officials or public employees do with unsolicited benefits that they are prohibited from accepting?

A public official or employee who receives an unsolicited benefit may donate the benefit to a recognized tax-exempt charitable organization formed for educational, religious or scientific purposes.¹⁸ However, this exception does not apply if the gift was provided as part of an honorarium. In such a case, the gift should be refused, and the offering entity is free to make some other use of the benefit.

14. Can a public official or employee be criminally prosecuted if found to have illegally accepted a gift or benefit?

A public official who accepts or solicits a gift or benefit in exchange for some exercise of official discretion may be prosecuted for bribery, which is a felony of the second degree.¹⁹ A public official who accepts or solicits a gift or benefit from a person subject to his or her jurisdiction can be prosecuted for accepting an illegal gift, which is a Class A misdemeanor.²⁰

15. Can a public official or public employee be removed from office if found to have illegally accepted a gift or benefit?

There is no special remedy under the Penal Code that provides for removal of a public official due to a violation of the gift laws. However, if a person is criminally convicted of such an offense, it may affect his or her eligibility for office. Additionally, such a conviction may act to automatically remove the official from office or be a ground for seeking the removal of a

¹⁶ *Id.* § 36.07(b).

¹⁷ *Id.* § 36.10(a).

¹⁸ *Id.* § 36.08(i).

¹⁹ *Id.* § 36.02(e).

²⁰ *Id.* § 36.08(h).

member of a governing body through a recall or other removal action if such action is authorized under state law or a city charter.²¹

Honorarium Statutes

16. Does state law prohibit a public official or public employee from accepting an honorarium or other item of value in exchange for providing a speech or other service?

State law generally prohibits a public servant from soliciting, accepting or agreeing to accept an honorarium in consideration for services that the public servant would not have been requested to provide but for the public servant's official position or duties.²²

In other words, acceptance of an honorarium by a public official or employee is prohibited if the public servant was asked to provide the speech or the service because of his official position or knowledge that was gained in his official position.

Although the Penal Code does not define "honorarium," numerous ethics opinions and attorney general opinions can provide some guidance. The Texas Ethics Commission has noted that an "honorarium" is commonly understood to be "a payment in recognition of acts or professional service for which custom or propriety forbids a price to be set."²³ The Ethics Commission has determined that fees for speaking, teaching and certain other services are included in the term "honorarium."²⁴ The Ethics Commission has concluded that an honorarium payment "in consideration for services" can be either payment of contractual consideration or payment in appreciation of such services.²⁵

The holding in GA-354 (2005) is also illustrative. A payment by a private association of public officials, compensating one of its members for services as its immediate past president, does not per se violate sections 36.07 (concerning prohibited honoraria) or 36.09 (concerning the offer of a gift to a public servant) of the Texas Penal Code. Section 36.07 does not prohibit fair compensation to a person for services as the president of a private association, assuming the person was elected president because of the person's skills and abilities and not because the person is a public servant of a particular county or district. Section 36.09 does not prohibit payment to a person for legitimate consideration rendered in a capacity other than as a public servant.

17. Is the prohibition on accepting honoraria waived if the public official or employee provides the speech or service on his or her own personal time and there is no expenditure of public resources?

The prohibition on accepting honoraria may apply even if the public official or employee provides the speech or service on his or her own personal time and there is no expenditure of public resources. It also does not matter for whom or where the speech or service is being provided.²⁶

²¹ See TEX. LOC. GOV'T CODE ANN. §§ 21.025 & 21.031 (West 2008).

²² TEX. PENAL CODE ANN. § 36.07(a) (West Supp. 2011).

²³ Op. Tex. Ethics Comm'n No. 401 (1998) at p.2, n.1.

²⁴ Op. Tex. Ethics Comm'n Nos. 305 (1996), 416 (1999) and 294 (1995).

²⁵ Op. Tex. Ethics Comm'n No. 97 (1992).

²⁶ See Op. Tex. Ethics Comm'n No. 173 (1993).

18. Does the prohibition against honoraria apply to expenses incurred by a public servant for food, lodging or transportation in connection with providing a speech or service?

The prohibition on honoraria does not prohibit a public official or public employee from accepting payment for meals, transportation or lodging expenses in connection with a conference or similar event in which the public servant renders services, such as providing a speech, to the extent that those services are more than merely perfunctory.²⁷

Misuse of Government Property Statutes

19. Does state law prohibit a public official or public employee from using government property for personal purposes?

State law prohibits a public official or public employee from misusing government property, services, personnel or any other thing of value belonging to the government with the intent to obtain a benefit or to harm or defraud another.²⁸ Misuse is defined as dealing with property in a way that is contrary to an agreement under which the public servant holds the property, a contract of employment or oath of office of a public servant, a law that prescribes the manner of custody or disposition of the property, or a limited purpose for which the property is delivered or received.²⁹

20. Does state law prohibit the use of public employees to perform private work for public officials during work hours?

State law prohibits a public official or public employee from misusing any government property, including personnel.³⁰ Since most public employees are only allowed to perform work that benefits the general public during work hours, use of such employees to perform private work for an official during such hours would be prohibited.

21. Can a public official use government property or the services of public employees for private purposes if the public entity is reimbursed for the value of the property usage or service that is provided?

State law does not allow the use of government property or the services of government employees by a public official for his or her private use even if the public entity is fully reimbursed for the value of the property or the services after the fact.

22. Can a public official use a public employee to perform private work if the employee is paid for the value of the work and the work is performed on the employee's own time without the use of any public resources?

State law does not prohibit the use of the services of a public employee if the work is done on the employee's own time and without the use of any public resources. However, if the employee working on his or her own time for an official is paid less than fair market value by the official for this work, the official might run afoul of gift prohibitions previously discussed.

²⁷ TEX. PENAL CODE ANN. § 36.07(b) (West Supp. 2011).

²⁸ *Id.* § 39.02(a)(2) (West 2003).

²⁹ *Id.* § 39.01(2)(A)-(D).

³⁰ *Id.* § 39.02(a)(2).

23. Can a public official or public employee be criminally prosecuted for a violation of the misuse of government property law?

A public official or public employee can be criminally prosecuted for a violation of the misuse of government property law. *See, e.g., Megason v. State*, 19 S.W.3d 883 (Tex. App.—Texarkana 2000, pet. ref'd). Punishment for a violation of this law ranges from a Class C misdemeanor to a first degree felony, depending on the value of the misused property.³¹

24. Can a public official or public employee be removed for violation of the misuse of government property prohibition?

There is no special remedy under the Penal Code that provides for removal of a public official due to a misuse of government property. However, if a person is criminally convicted of such an offense, it may affect his or her eligibility for office. Additionally, such a conviction may act to automatically remove the official from office or be a ground for seeking the removal of a member of a governing body through a recall or other removal action if such is authorized under state law or a city charter.³²

Misuse of Official Information Statutes

25. Does state law prohibit a public official or public employee from using confidential information to gain a benefit or advantage?

Yes, state law specifically prohibits a public official or public employee from disclosing or using confidential information to which the official or employee has access by virtue of the office or employment to gain a benefit or advantage or with intent to harm or defraud another.³³

26. Does the prohibition on the misuse of government property apply to a public official or employee who uses information that is deemed open to the public (e.g., an open record)?

The prohibition on the misuse of official information applies only to information to which the public does not generally have access and that is prohibited from disclosure under Chapter 552 of the Government Code.³⁴

27. Can a public official or public employee be removed for a violation of the misuse of official information prohibition?

There is no special remedy under the Penal Code that provides for removal of a public official due to a misuse of official information. However, if a person is criminally convicted of such an offense, it may affect his or her eligibility for office. Additionally, such a conviction may act to automatically remove the official from office or be a ground for seeking the removal of a member of a governing body through a recall or other removal action if such is authorized under state law or a city charter.³⁵

³¹ *Id.* § 39.02(c).

³² *See* TEX. LOCAL GOV'T CODE ANN. §§ 21.025 & 21.031 (West 2008).

³³ Tex. Penal Code Ann. § 39.06 (West 2003).

³⁴ *Id.* § 39.06(d).

³⁵ *See* TEX. LOCAL GOV'T CODE ANN. §§ 21.025 & 21.031 (West 2008).

28. Can a public official or public employee be criminally prosecuted for a violation of the misuse of official information law?

A public official or public employee can be criminally prosecuted for a violation of the misuse of official information law. An offense of this law is generally a felony of the third degree.³⁶

Acknowledgment

This paper was reviewed by Henry De La Garza, Ethics Advisor with the Office of the Attorney General, and by Ross Fischer, former chairman of the Texas Ethics Commission.

³⁶ TEX. PENAL CODE ANN. § 39.06(e) (West 2003).

CONFLICT OF INTEREST QUESTIONNAIRE

For vendor doing business with local governmental entity

FORM CIQ

This questionnaire reflects changes made to the law by H.B. 23, 84th Leg., Regular Session.

This questionnaire is being filed in accordance with Chapter 176, Local Government Code, by a vendor who has a business relationship as defined by Section 176.001(1-a) with a local governmental entity and the vendor meets requirements under Section 176.006(a).

By law this questionnaire must be filed with the records administrator of the local governmental entity not later than the 7th business day after the date the vendor becomes aware of facts that require the statement to be filed. See Section 176.006(a-1), Local Government Code.

A vendor commits an offense if the vendor knowingly violates Section 176.006, Local Government Code. An offense under this section is a misdemeanor.

OFFICE USE ONLY

Date Received

1 Name of vendor who has a business relationship with local governmental entity.

2 Check this box if you are filing an update to a previously filed questionnaire. (The law requires that you file an updated completed questionnaire with the appropriate filing authority not later than the 7th business day after the date on which you became aware that the originally filed questionnaire was incomplete or inaccurate.)

3 Name of local government officer about whom the information is being disclosed.

Name of Officer

4 Describe each employment or other business relationship with the local government officer, or a family member of the officer, as described by Section 176.003(a)(2)(A). Also describe any family relationship with the local government officer. Complete subparts A and B for each employment or business relationship described. Attach additional pages to this Form CIQ as necessary.

A. Is the local government officer or a family member of the officer receiving or likely to receive taxable income, other than investment income, from the vendor?

Yes No

B. Is the vendor receiving or likely to receive taxable income, other than investment income, from or at the direction of the local government officer or a family member of the officer AND the taxable income is not received from the local governmental entity?

Yes No

5 Describe each employment or business relationship that the vendor named in Section 1 maintains with a corporation or other business entity with respect to which the local government officer serves as an officer or director, or holds an ownership interest of one percent or more.

6 Check this box if the vendor has given the local government officer or a family member of the officer one or more gifts as described in Section 176.003(a)(2)(B), excluding gifts described in Section 176.003(a-1).

7

Signature of vendor doing business with the governmental entity

Date

CONFLICT OF INTEREST QUESTIONNAIRE

For vendor doing business with local governmental entity

A complete copy of Chapter 176 of the Local Government Code may be found at <http://www.statutes.legis.state.tx.us/Docs/LG/htm/LG.176.htm>. For easy reference, below are some of the sections cited on this form.

Local Government Code § 176.001(1-a): "Business relationship" means a connection between two or more parties based on commercial activity of one of the parties. The term does not include a connection based on:

- (A) a transaction that is subject to rate or fee regulation by a federal, state, or local governmental entity or an agency of a federal, state, or local governmental entity;
- (B) a transaction conducted at a price and subject to terms available to the public; or
- (C) a purchase or lease of goods or services from a person that is chartered by a state or federal agency and that is subject to regular examination by, and reporting to, that agency.

Local Government Code § 176.003(a)(2)(A) and (B):

(a) A local government officer shall file a conflicts disclosure statement with respect to a vendor if:

(2) the vendor:

(A) has an employment or other business relationship with the local government officer or a family member of the officer that results in the officer or family member receiving taxable income, other than investment income, that exceeds \$2,500 during the 12-month period preceding the date that the officer becomes aware that

(i) a contract between the local governmental entity and vendor has been executed;
or

(ii) the local governmental entity is considering entering into a contract with the vendor;

(B) has given to the local government officer or a family member of the officer one or more gifts that have an aggregate value of more than \$100 in the 12-month period preceding the date the officer becomes aware that:

(i) a contract between the local governmental entity and vendor has been executed; or
(ii) the local governmental entity is considering entering into a contract with the vendor.

Local Government Code § 176.006(a) and (a-1)

(a) A vendor shall file a completed conflict of interest questionnaire if the vendor has a business relationship with a local governmental entity and:

(1) has an employment or other business relationship with a local government officer of that local governmental entity, or a family member of the officer, described by Section 176.003(a)(2)(A);

(2) has given a local government officer of that local governmental entity, or a family member of the officer, one or more gifts with the aggregate value specified by Section 176.003(a)(2)(B), excluding any gift described by Section 176.003(a-1); or

(3) has a family relationship with a local government officer of that local governmental entity.

(a-1) The completed conflict of interest questionnaire must be filed with the appropriate records administrator not later than the seventh business day after the later of:

(1) the date that the vendor:

(A) begins discussions or negotiations to enter into a contract with the local governmental entity; or

(B) submits to the local governmental entity an application, response to a request for proposals or bids, correspondence, or another writing related to a potential contract with the local governmental entity; or

(2) the date the vendor becomes aware:

(A) of an employment or other business relationship with a local government officer, or a family member of the officer, described by Subsection (a);

(B) that the vendor has given one or more gifts described by Subsection (a); or

(C) of a family relationship with a local government officer.

LOCAL GOVERNMENT OFFICER CONFLICTS DISCLOSURE STATEMENT

FORM CIS

(Instructions for completing and filing this form are provided on the next page.)

This questionnaire reflects changes made to the law by H.B. 23, 84th Leg., Regular Session.

This is the notice to the appropriate local governmental entity that the following local government officer has become aware of facts that require the officer to file this statement in accordance with Chapter 176, Local Government Code.

OFFICE USE ONLY

Date Received

1 Name of Local Government Officer

2 Office Held

3 Name of vendor described by Sections 176.001(7) and 176.003(a), Local Government Code

4 Description of the nature and extent of each employment or other business relationship and each family relationship with vendor named in item 3.

5 List gifts accepted by the local government officer and any family member, if aggregate value of the gifts accepted from vendor named in item 3 exceeds \$100 during the 12-month period described by Section 176.003(a)(2)(B).

Date Gift Accepted _____ Description of Gift _____

Date Gift Accepted _____ Description of Gift _____

Date Gift Accepted _____ Description of Gift _____

(attach additional forms as necessary)

6 SIGNATURE

I swear under penalty of perjury that the above statement is true and correct. I acknowledge that the disclosure applies to each family member (as defined by Section 176.001(2), Local Government Code) of this local government officer. I also acknowledge that this statement covers the 12-month period described by Section 176.003(a)(2)(B), Local Government Code.

Signature of Local Government Officer

Please complete either option below:

(1) Affidavit

NOTARY STAMP / SEAL

Sworn to and subscribed before me by _____ this the _____ day of _____, 20 _____, to certify which, witness my hand and seal of office.

Signature of officer administering oath

Printed name of officer administering oath

Title of officer administering oath

OR

(2) Unsworn Declaration

My name is _____, and my date of birth is _____.

My address is _____, _____, _____, _____, _____.

(street)

(city)

(state)

(zip code)

(country)

Executed in _____ County, State of _____, on the _____ day of _____, 20_____.
(month) (year)

Signature of Local Government Officer (Declarant)

LOCAL GOVERNMENT OFFICER CONFLICTS DISCLOSURE STATEMENT

Section 176.003 of the Local Government Code requires certain local government officers to file this form. A "local government officer" is defined as a member of the governing body of a local governmental entity; a director, superintendent, administrator, president, or other person designated as the executive officer of a local governmental entity; or an agent of a local governmental entity who exercises discretion in the planning, recommending, selecting, or contracting of a vendor. This form is required to be filed with the records administrator of the local governmental entity not later than 5 p.m. on the seventh business day after the date on which the officer becomes aware of the facts that require the filing of this statement.

A local government officer commits an offense if the officer knowingly violates Section 176.003, Local Government Code. An offense under this section is a misdemeanor.

Refer to chapter 176 of the Local Government Code for detailed information regarding the requirement to file this form.

INSTRUCTIONS FOR COMPLETING THIS FORM

The following numbers correspond to the numbered boxes on the other side.

- 1. Name of Local Government Officer.** Enter the name of the local government officer filing this statement.
- 2. Office Held.** Enter the name of the office held by the local government officer filing this statement.
- 3. Name of vendor described by Sections 176.001(7) and 176.003(a), Local Government Code.** Enter the name of the vendor described by Section 176.001(7), Local Government Code, if the vendor: a) has an employment or other business relationship with the local government officer or a family member of the officer as described by Section 176.003(a)(2)(A), Local Government Code; b) has given to the local government officer or a family member of the officer one or more gifts as described by Section 176.003(a)(2)(B), Local Government Code; or c) has a family relationship with the local government officer as defined by Section 176.001(2-a), Local Government Code.
- 4. Description of the nature and extent of each employment or other business relationship and each family relationship with vendor named in item 3.** Describe the nature and extent of the employment or other business relationship the vendor has with the local government officer or a family member of the officer as described by Section 176.003(a)(2)(A), Local Government Code, and each family relationship the vendor has with the local government officer as defined by Section 176.001(2-a), Local Government Code.
- 5. List gifts accepted, if the aggregate value of the gifts accepted from vendor named in item 3 exceeds \$100.** List gifts accepted during the 12-month period (described by Section 176.003(a)(2)(B), Local Government Code) by the local government officer or family member of the officer from the vendor named in item 3 that in the aggregate exceed \$100 in value.
- 6. Signature.** Signature of local government officer. Complete this section after you finish the rest of this report. You have the option to either: (1) take the completed form to a notary public where you will sign above the first line that says "Signature of Local Government Officer" (an electronic signature is not acceptable) and your signature will be notarized, or (2) sign above both lines that say "Signature of Local Government Officer (Declarant)" (an electronic signature is not acceptable), and fill out the unsworn declaration section.

Local Government Code § 176.001(2-a): "Family relationship" means a relationship between a person and another person within the third degree by consanguinity or the second degree by affinity, as those terms are defined by Subchapter B, Chapter 573, Government Code.

Local Government Code § 176.003(a)(2)(A):

- (a) A local government officer shall file a conflicts disclosure statement with respect to a vendor if:

- (2) the vendor:

(A) has an employment or other business relationship with the local government officer or a family member of the officer that results in the officer or family member receiving taxable income, other than investment income, that exceeds \$2,500 during the 12-month period preceding the date that the officer becomes aware that:

- (i) a contract between the local governmental entity and vendor has been executed; or
- (ii) the local governmental entity is considering entering into a contract with the vendor.

**Form 608—General Information
(Certificate of Withdrawal of Registration)**

The attached form is designed to meet minimal statutory filing requirements pursuant to the relevant code provisions. This form and the information provided are not substitutes for the advice and services of an attorney and tax specialist.

Commentary

When a foreign filing entity has ceased to transact business or conduct affairs in this state, the entity may voluntarily withdraw its application for registration. This form is drafted to comply with section 9.011(b) of the Texas Business Organizations Code (BOC).

A foreign entity that has terminated its existence in its jurisdiction of formation because of dissolution, termination, or merger should use **Form 612** rather than this form to terminate its registration. A foreign entity that has filed a merger or conversion in its jurisdiction of formation would use **Form 422** rather than Forms 608 or 612 to transfer its registration to a successor foreign entity.

Instructions for Form

- **Items 1-6—Entity Information:** The certificate of withdrawal must contain the legal name of the entity, the type of organization, the jurisdiction of formation and the entity’s principal office. It is recommended that the date of registration and file number assigned by the secretary of state be provided to facilitate processing of the document.
- **Item 7—Service of Process:** The certificate of withdrawal must indicate that the foreign filing entity is no longer transacting business in Texas. Further, the certificate must revoke the authority of the entity’s registered agent to accept service or process and consent that service of process may be made on the foreign filing entity by the secretary of state. In addition, the certificate must set forth the address to which the secretary of state may mail of copy of any process against the foreign filing entity served on the secretary of state.
- **Item 8—Money Due to the State:** The certificate of withdrawal must indicate that any money due or accrued to the state has been paid or that adequate provision has been made for the payment of the money.
- **Effectiveness of Filing:** A certificate of withdrawal of registration becomes effective when filed by the secretary of state (option A). However, pursuant to sections 4.052 and 4.053 of the BOC the effectiveness of the instrument may be delayed to a date not more than ninety (90) days from the date the instrument is signed (option B). The effectiveness of the instrument also may be delayed on the occurrence of a future event or fact, other than the passage of time (option C). If option C is selected, you must state the manner in which the event or fact will cause the instrument to take effect and the date of the 90th day after the date the instrument is signed. In order for the certificate to take effect under option C, the entity must, within ninety (90) days of the filing of the certificate, file a statement with the secretary of state regarding the event or fact pursuant to section 4.055 of the BOC.

On the filing of a document with a delayed effective date or condition, the computer records of the secretary of state will be changed to show the filing of the document, the date of the filing, and the future date on which the document will be effective or evidence that the effectiveness was

conditioned on the occurrence of a future event or fact. In addition, at the time of such filing, the status of the filing entity will be shown as “withdrawn” on the records of the secretary of state.

- **Tax Certificate:** If the foreign entity is a taxable entity under Chapter 171 of the Tax Code, the certificate of withdrawal of registration must be accompanied by a certificate of account status from the Texas Comptroller of Public Accounts indicating that all taxes administered by the Comptroller under Title 2, Tax Code have been paid and that the entity is in good standing for the purpose of withdrawal. Please note that the Comptroller issues many different types of certificates of account status. *Do not attach a certificate or print-out obtained from the Comptroller’s web site as this does not meet statutory requirements.* You need to attach form #05-305, which is obtained directly from a Comptroller of Public Accounts representative.

Requests for certificates or questions on tax status should be directed to the Tax Assistance Section, Comptroller of Public Accounts, Austin, Texas 78774-0100; (512) 463-4600 or toll-free (800) 252-1381. You also may contact tax.help@cpa.state.tx.us.

Please note that a foreign nonprofit corporation is not required to attach a tax certificate.

- **Execution:** Pursuant to section 4.001 of the BOC, the certificate of withdrawal of registration must be signed by a person authorized to act on behalf of the entity in regard to the filing instrument. Generally, a governing person or managerial official of the entity signs a filing instrument.

A certificate of withdrawal filed by a corporation should be signed by an officer of the corporation (BOC § 20.001).

A certificate of withdrawal filed by a professional association should be signed by an officer of the association.

A certificate of withdrawal filed by a limited liability company should be signed by an authorized manager if the company has managers. If the company does not have managers and is managed by its members, an authorized managing-member must sign the withdrawal.

A certificate of withdrawal filed by a limited partnership must be signed by a general partner. The execution of a certificate by a general partner is an oath or affirmation, under a penalty of perjury, that to the best of the executing party’s knowledge and belief, the facts contained in the certificate are true and correct (BOC § 153.553(c)).

The certificate of withdrawal of registration need not be notarized. However, before signing, please read the statements on this form carefully. *A person commits an offense under section 4.008 of the BOC if the person signs or directs the filing of a filing instrument the person knows is materially false with the intent that the instrument be delivered to the secretary of state for filing. The offense is a Class A misdemeanor unless the person’s intent is to harm or defraud another, in which case the offense is a state jail felony.*

- **Payment and Delivery Instructions:** The filing fee for a certificate of withdrawal of registration is **\$15**, unless the foreign filing entity is a nonprofit corporation or cooperative association. The filing fee for a certificate of withdrawal of registration for a nonprofit corporation or cooperative association is **\$5**. Fees may be paid by personal checks, money orders, LegalEase debit cards, or American Express, Discover, MasterCard, and Visa credit cards. Checks or money orders must be payable through a U.S. bank or financial institution and made payable to the secretary of state. Fees paid by credit card are subject to a statutorily authorized convenience fee of 2.7 percent of the total fees.

Submit the completed form in duplicate along with the filing fee and appropriate certificate of account status. The form may be mailed to P.O. Box 13697, Austin, Texas 78711-3697; faxed to (512) 463-5709; or delivered to the James Earl Rudder Office Building, 1019 Brazos, Austin, Texas 78701. If a document is transmitted by fax, credit card information must accompany the transmission (Form 807). On filing the document, the secretary of state will return the appropriate evidence of filing to the submitter together with a file-stamped copy of the document, if a duplicate copy was provided as instructed.

Revised 05/11

**Form 608
(Revised 05/11)**

Submit in duplicate to:
Secretary of State
P.O. Box 13697
Austin, TX 78711-3697
512 463-5555
FAX: 512 463-5709

Filing Fee: See instructions



This space reserved for office use.

**Certificate of Withdrawal
of Registration**

Entity Information

1. The name of the foreign filing entity as registered in this state is:

2. The entity is organized as a: _____

3. The entity is organized under the laws of: _____

4. The date of registration of the foreign filing entity is: _____

5. The file number issued to the entity by the secretary of state is: _____

6. The address of the principal office of the foreign filing entity is:

Street Address

City

State

Country

Zip Code

Service of Process

7. The foreign filing entity no longer is transacting business or conducting affairs in this state and is surrendering its authority to transact business in Texas. The foreign filing entity:

- revokes the authority of the entity's registered agent in this state to accept service of process; and
- consents that service of process in any action, suit, or proceeding stating a cause of action arising in this state during the time the foreign filing entity was authorized to transact business in this state may be made on the foreign filing entity by serving the secretary of state.

The address to which the secretary of state may mail a copy of any process against the foreign filing entity is:

Mailing Address

City

State

Country

Zip Code

Money Due to the State

8. Any money due or accrued to the state has been paid or adequate provision has been made for the payment of that money.

Effectiveness of Filing

(Select either A, B, or C.)

A. This document becomes effective when the document is filed by the secretary of state.

B. This document becomes effective at a later date, which is not more than ninety (90) days from the date of signing. The delayed effective date is: _____

C. This document takes effect upon the occurrence of the future event or fact, other than the passage of time. The 90th day after the date of signing is: _____

The following event or fact will cause the document to take effect in the manner described below:

Tax Certificate

(Required, unless the entity is a foreign nonprofit corporation.)

- Attached hereto is a certificate from the comptroller of public accounts that all taxes under Title 2, Tax Code have been paid.
- The entity is a foreign nonprofit corporation and is not required to provide a tax certificate.

Execution

The undersigned signs this document subject to the penalties imposed by law for the submission of a materially false or fraudulent instrument and certifies under penalty of perjury that the undersigned is authorized under the provisions of law governing the entity to execute the filing instrument.

Date: _____

By: _____

Signature of authorized person

Printed or typed name of authorized person (see instructions)